



BASIC CHRISTIAN EDUCATION & BCE ACADEMY

"And he shall be like a tree planted by the rivers
of water, that bringeth forth his fruit in season;
his leaf also shall not wither; and whatsoever he
doeth shall prosper."

Psalm 1:3



Christian Homeschool Curriculum & Program Catalog

Homeschool resources, custom-designed
to take each child to the next level.



Successfully start a thriving homeschool with the best resources and support you need, and watch your child succeed in life.

Fellow Parents,

You're taking the right steps towards building a Christian homeschool environment that brings out the best in your children—and you!

Whether you've been homeschooling for a while or you're just getting started, the following pages contain the best resources available to **help you help your child** meet and exceed your dreams for their Christian education and character.

You play the most vital role in the success of your child's education. If you're not enjoying the homeschooling process—learning and making your own discoveries along the way—your child will notice and their performance will suffer.

We know parenting, let alone homeschooling, can be overwhelming. How does our program replace stress with confidence, structure, and peace of mind?

BCE Academy provides all the services and support you need to feel comfortable in your home education experience:

- Complete package of workbooks, score keys, and forms
- No lesson plans or tests to develop – it's all built in!
- Simple record-keeping with provided forms you return to us for development of a permanent record, report cards and transcript
- Accredited diploma for students who meet high school graduation requirements
- User-friendly for students, homeschool parents, and multigrade settings.



Nothing gives us more joy than watching children grow up to be the strong Christian leaders this world needs. It is our privilege to help you train up your child in the way that they should go: doing all for the glory of God.

What is BCE Academy?

The BCE Academy is an accredited, diploma-granting homeschool program for students in grades 1-12. Through diagnostic testing, we customize your child's curriculum to meet their specific learning needs. Students may enroll at any time during the year, so learning is always on your family's schedule.

We are committed to helping you develop your children's God-given potential both spiritually and academically. A quality education in which Jesus Christ is central will influence the whole course of a student's life.

The Academy includes:

- Diagnostic Testing and Placement
- Academic Materials
- Projected Course of Study
- Report Cards
- Transcripts
- Accredited Diplomas
- Enrollment Verification
- Personal Assistance and Advice
- Forms



Curriculum

We offer a complete learning system designed to teach the student not only solid academics but life skills, Christian character, and a Christian worldview. Our curriculum covers all the academic areas expected in a quality education while also teaching daily and long-term goal setting.



PACE

Most of our program's curriculum is based on Accelerated Christian Education's proven PACE model.

A PACE is a self-contained instructional workbook containing information, instructional content, and activities to allow a student to master the subject matter.

A year's worth of work in each subject has been divided into 12 workbooks per subject called PACEs. Each 9-week quarter of a year is broken into 3 PACEs per subject, and each PACE has 3 sections. Each PACE has all the student's work for a recommended three weeks in that subject including tests.

The general format of a PACE begins with an introductory page of Goals that includes:

- A **Biblical Character Trait** (60 biblical character traits and relevant Bible verses will be presented each year.)

- A **Bible Verse** from the **King James Bible** that is associated with the character trait should be memorized while doing the PACE.

- A **Poem** illustrates the character trait

- Blue text instructs the student.

- The beginning of an **Illustrated Story** relates to the biblically based character trait. At each grade level, age relevant character-building situations are presented in the illustrated stories throughout the PACE.

Read to your supervisor.

My Goals

To learn about a noun:

1. common and proper nouns
2. singular and plural nouns
3. subject nouns

To learn to help others know what is right from God's point of view—to be persuasive

Learn this Scripture Verse

In meekness instructing those that oppose themselves; . . .
II Timothy 2:25

Persuasive

Can you persuade another to be a Christian brother? Proverbs eleven says you're wise. Daniel twelve and three says you'll shine eternally As stars in the everlasting skies.

Learn this Scripture Verse

Watch ye and pray, lest ye enter into temptation. . . .
Mark 14:38

Observant

So much can be learned from observation; Be alert and you'll discover something new. Something can be learned in ev'ry situation; So be watchful and become a brighter you.

Illustrated Story

Panel 1: You said the Bible is true. How do you know?
"All scripture is given by . . . God, . . ." (II Timothy 3:16) That's what the Bible says, Ronny.

Panel 2: Yes, Ronny, God doesn't lie; neither does the Bible. It is true.
Ronny, God loves you. Jesus Christ died for you. Won't you receive Him?

Panel 3: Why should I?
Please, Lord Jesus, help me present the Gospel to Ronny so that he will be saved.

Symbol and Sound Chart

a = glad	i = sit	oo = tool	oi = coin	zh = Asia
a = save	i = kind	u = cup	ou = out	o = a in above
a = fair	o = box	u = use	sh = she	e = e in the
a = barn	o = go	ch = much	th = this, thin	o = i in easily
e = best	o = soft, order	kw = queen	ur = burn	o = a in lemon
e = bee	oo = look	ng = song	z = has	e = u in Jesus

1988 Revision
©1981 Accelerated Christian Education, Inc.
All other trademarks are the property of their respective owners. This PACE may not be reproduced in whole or in part in any form or by any means without permission from Accelerated Christian Education, Inc.

- **Yellow Bands** on pages alert both student and parent/supervisor of mutual involvement.

Getting Started on the Basic Christian Education Program

Ready to get your student started? So are we!

Students come from a variety of educational backgrounds and learn and retain information differently. Help us get to know them by arranging for diagnostic testing to see where they best fit into the curriculum. By testing your child before they enter a new academic program, you will greatly encourage them and increase their opportunities for success!

DIAGNOSTIC TESTING

Whether participating in our Full Service Program—known as BCE Academy—or purchasing curriculum individually, your student will be placed according to their ability. Our testing materials, which are important for a student’s success are designed expressly for our curriculum, so you can be sure your child receives an accurate placement that maximizes their learning, motivation, and enjoyment.

Testing will look at math, English, reading comprehension, spelling, and other abilities and learning skills. You can easily conduct testing and scoring at home. We are able to assist you by phone if needed.

It is important that all students be tested when starting a new teaching method. If you plan to enroll in BCE Academy or purchase PACEs individually, testing ensures the best success. Once the in-home testing is completed (usually in a one week time frame), all of the materials should be returned to BCE. Upon receiving your child’s testing materials, we will contact you, discuss the results, and together with you

develop an academic plan. Once a plan is determined, curriculum can be ordered, and your student’s journey will begin!



Your Success is Our Goal

The following divisions of this catalog detail specific subjects, learning levels, and electives which we offer. This is often referred to as a **scope and sequence**. The product codes and pricing are included.

Materials should be selected according to Diagnostic Testing rather than by age or grade level.

It is not unusual for students to have abilities in various subjects that span multiple grade levels. Differences in teaching methods, curriculum content, and learning styles almost guarantee students to have varying levels of achievement.

Through subject-by-subject curriculum selection (based on Diagnostic Testing), students can begin where they are able to have success. Students go from the known (what they have learned and are confident in) to the unknown (the information or skill they are learning or approaching anew).

Diagnostic Testing gives the parent/supervisor a clear picture of where to begin the student in each subject. It will identify “learning gaps” (areas where a concept is weak or wasn’t learned) which can then be remediated without unnecessary review. The student is free to move forward with unhindered progress.

TABLE OF CONTENTS

Welcome.....	1
Home School Options.....	2
What Is A PACE?.....	3
Testing Materials.....	6
Kindergarten.....	7,8
ABCs With ACE & Christi.....	9
Grade One.....	10,11
Grade Two.....	12-14
Grade Three.....	15-17
Grade Four.....	18-20
Grade Five.....	22,23
Grade Six.....	24,25
Grade Seven.....	26-28
Grade Eight.....	30,31
Grade Nine.....	34,35
Grade Ten.....	36,37
Grade Eleven.....	38,39
Grade Twelve.....	40,41
Art With A Purpose.....	29
Electives.....	42-48
Language Electives.....	48
College Courses.....	49
Resource Books.....	52,53
Record Keeping Forms.....	50
Audio.....	53
Index.....	60
Tips.....	21,54,55
Music.....	32,33
Ordering.....	51
Shipping.....	51
Claims & Returns.....	51
How to Setup Home Learning Center.....	56,57
Vision Beyond 20/20.....	58,59




– Prices subject to change without notice –
Basic Christian Education
7511 Palestine Union City Rd
Greenville, OH 45331

TESTING MATERIALS

ABC's Reading Readiness Test

The **ABC's Reading Readiness Test** is administered to students who have never been in school or do not know how to read. Children ages five to eight who score at least 80% on the test are generally ready to learn to read. These students can begin with the **ABC's with ACE and Christi Learning-to-Read** program.

Children below the age of five and those who test below 80% on the **ABC's Reading Readiness Test** should complete the **Kindergarten with ACE and Christi** program before learning to read. This reading readiness program helps a student develop the physical and academic skills he will need for success in reading. PLEASE NOTE: **Kindergarten with ACE and Christi** may teach a child to read, but the main purpose is to prepare him for that experience.



Diagnostic Tests (For students who know how to read)

Administer the Diagnostic Tests to students in grades 2-12 who are using the program for the first time to determine their proper placement in the curriculum. Students should advance through the tests until they get to the point where all the material is new to them. The parent/supervisor scores the tests, evaluates the results, and correlates skills with the scope and sequence for accurate placement in the curriculum. Proper academic diagnosis and prescription is vital to a student's success and cannot be emphasized too much.

FULL SERVICE DIAGNOSTIC TESTING:

Full service diagnostic testing is required for all BCE Academy students and is highly recommended for all students beginning to use our curriculum.

FULL SERVICE DIAGNOSTIC TESTING FEE: \$75.00

Includes:

- Math, English, Reading, and Spelling tests
- BCE's exclusive Advanced Diagnostic package
- Personal assistance during diagnosis
- Result interpretation
- Student academic plan based on results

READING READINESS TEST		
ABC091	ABC's Reading Readiness Test	\$4.40
RR10533	Coordination Development Test (Single)	\$4.40
ABC089	ABC Post Test	\$2.00
DIAGNOSTIC TESTS		
DM1-72	Math Diagnostic Test (1001-1072)	\$4.40
DMK001-72	Math Diagnostic Key (1001-1072)	\$4.40
DM073-108	Math Diagnostic 73-108 (Algebra)	\$4.40
DMK73-108	Math Diagnostic Key (73-108)	\$4.40
DE001-96	English Diagnostic Test	\$4.40
DEK001-96	English Diagnostic Key	\$4.40
DSS001-96	Reading Diagnostic Test/Key	\$4.40

KINDERGARTEN / PRESCHOOL

Rod & Staff

This series provides preparation material for preschoolers and kindergartners to use at home.

- **Adventures with Books** includes recognizing the eight basic colors, identifying simple shapes, and understanding a few familiar word meanings.
- **Bible Stories to Read** Each story is intended to be read by the parent to the child before the corresponding picture is colored by the child.
- **Bible Pictures to Color** has 60 pictures to color, illustrating the 60 stories in Bible Stories to Read. A few pictures provide color-by-number practice.
- **Counting with Numbers** teaches the child to identify, write, and know the meanings of the numbers, 1 through 10. It teaches number sequence (after, before, and between) and simple math-related words, such as more, less, first, and last.
- **Do It Carefully** introduces discriminating shapes, letters, and a few words; writing letters and the child's name; and hearing several initial consonant sounds.
- **Everywhere We Go** reviews skills taught in the previous books.
- **Finding the Answers** develops thinking skills through hearing rhymes, identifying sequence, understanding sentence meanings, making comparisons, and association.
- **Going on Eagerly**, exercises include using colors, working with shapes, counting objects, identifying sequence, and drawing missing parts and simple pictures.
- **Hearing and Helping**, includes practice in hearing initial consonant sounds and rhyming words; understanding words in sentence context, as well as following instructions.
- **Inside and Outside**, includes practice in counting and writing numbers 0 through 12 by 1's and 2's, and by 10's to 100. The color pink, the diamond shape, and the thermometer are introduced.
- **Just Thinking and Choosing** provides cutting and pasting practice; introduces ordinal numbers, helps recognize sequence of shapes and pictures; and identifies opposites, group similarities, and analogies.
- **Keep Doing It Carefully** offers practice in tracing and drawing lines and designs; tracing and writing letters, words, and numbers; matching letters and words by visual discrimination; introduces the calendar.
- **Learning More and More** reviews colors, counting and writing numbers, shapes, and hearing rhyming and beginning sounds; matches capital and small letters, and identifies numbers on a clock.

Each workbook has 64 pages. The storybook has 135 pages and gives auditory and oral practice for the child. These are especially useful for those in the preschool and kindergarten age brackets.



Kindergarten/Preschool		
K02	Bible Stories to Read	\$6.50
K11	Adventures with Books	\$3.25
K12	Bible Pictures to Color	\$3.25
K13	Counting with Numbers	\$3.25
K14	Do It Carefully	\$3.25
K15	Everywhere We Go	\$3.25
K16	Finding the Answers	\$3.25
K17	Going on Eagerly	\$3.25
K18	Hearing and Helping	\$3.25
K19	Inside and Outside	\$3.25
K34	Just Thinking and Choosing	\$3.25
K35	Keep Doing It Carefully	\$3.25
K36	Learning More and More	\$3.25

KINDERGARTEN WITH ACE & CHRISTI

Kindergarten with Ace and Christi is a phonetic 36-week program to prepare children to read, laying the foundation of their education.

This complete scope and sequence of concepts and skills encourage children to read with sixty PACEs full of animal pictures, activities, and full-color picture stories. He will not only learn social skills, but the wonders of God's world and the reality of His love. This is all done with an easy-to-use format to help you guide your children from pretesting to kindergarten graduation. Children testing below 80% on the pretest should enter the Kindergarten program while those who test above 80% on the pretest are ready for the ABC's with Ace and Christi program.

Kindergarten with Ace and Christi Kit includes: RRKITWP \$350

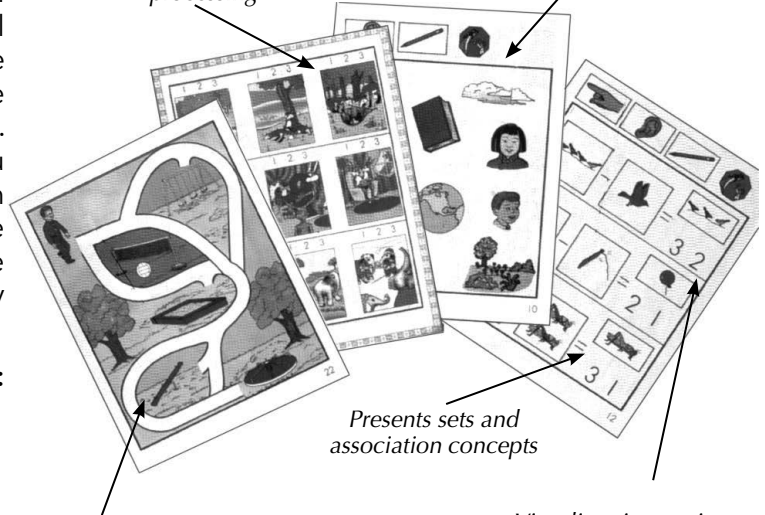
- 4-volume daily instructional manuals
- 36 Display cards
- 10 Number Train cards
- Kindergarten with Ace and Christi CD
- Coordination Development Test
- Includes 60 PACEs

These items are available to be purchased in the kit or individually.

Complete set of 60 PACEs: RRPKIT \$144

Develops sequencing skills, stresses letter sounds, and promotes auditory processing

Presents spatial awareness



Presents sets and association concepts


Improves eye-hand coordination and visual perception

Visualizes instructions for early awareness




A CD reinforces phonetic sounds, enhances long-term memory, and encourages motor coordination.

Number train cards visualize counting and emphasize number recognition.



Animal-sound display cards build visual recognition and correlate stories to letter sounds.



Tests evaluate reading readiness skills, test coordination, and provide activities to strengthen and teach all aspects of coordination.



MATH	ENGLISH	SOC. STUDIES	SCIENCE	WORD BUILDING
RRM01	RRE01	RRSS01	RRS01	RRW001
RRM02	RRE02	RRSS02	RRS02	RRW002
RRM03	RRE03	RRSS03	RRS03	RRW003
RRM04	RRE04	RRSS04	RRS04	RRW004
RRM05	RRE05	RRSS05	RRS05	RRW005
RRM06	RRE06	RRSS06	RRS06	RRW006
RRM07	RRE07	RRSS07	RRS07	RRW007
RRM08	RRE08	RRSS08	RRS08	RRW008
RRM09	RRE09	RRSS09	RRS09	RRW009
RRM10	RRE10	RRSS10	RRS10	RRW010
RRM11	RRE11	RRSS11	RRS11	RRW011
RRM12	RRE12	RRSS12	RRS12	RRW012

ABC's with Ace & Christi

ABC'S (GRADE ONE)

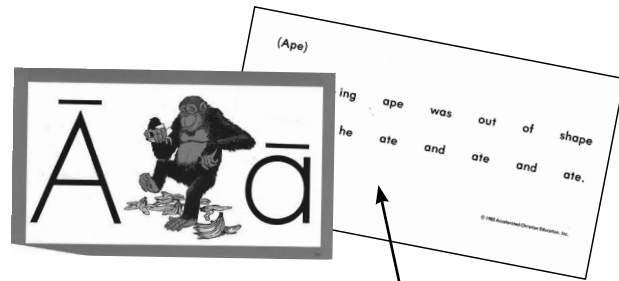
Children who have scored at least 80% on the ABC's Reading Readiness Test are generally ready to begin learning to read and can begin the ABC's with Ace & Christi Learning to Read program. Many children under the age of 6 are not physically and cognitively ready to learn all the skills needed and involved with reading. They would benefit more from the Kindergarten with Ace & Christi program on the previous page.

ABC's with Ace & Christi is a 12-15 week program of you teaching your child to read using preplanned lessons in the two-volume daily, step-by-step instructional manual. This multi-sensory, phonetic reading program is designed to prepare him for the PACE curriculum's individualized instructions. He will learn to read by becoming acquainted with cartoon animal stories, characters, and songs. These features help him to better learn letter sounds, alphabet sequence, and word relationships which help your child in his physical and character development through poems, displays, and various physical activities.

ABC'S of A.C.E Learning-to-Read Program Kit ABCHSKITWP \$370

includes:

- 2-Volume Daily Instructional Manuals
- Reading Readiness Test
- Post Test
- ABC's with Ace & Christi CD
- Individual ABC's Phonetic Flash Cards
- Tactile-Kinetic Cards
- Includes full year of 1st Grade student PACEs



Phonetic flash cards can be used for review.

NEEDED FOR LEARNING-TO-READ PROGRAM KIT	
REQUIRED	OPTIONAL
W001-W012 Word Building	AS001-AS012 Animal Science
M001-M003 Math	BR001-BR012 Bible Reading

Full year of 1st Grade student PACEs: **ABCPKIT \$196**

These items are available to be purchased in the kit or individually.

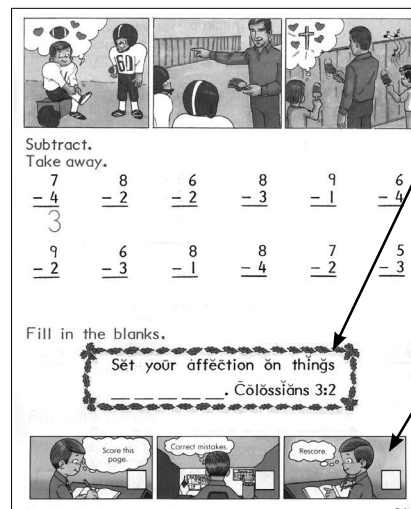


A two volume manual contains detailed step-by-step, easy-to-follow, complete plans for each day.

Upon completion of the ABC's with Ace & Christi program, including 12 Word Building and 3 Math PACEs and the optional 12 Animal Science and Bible PACEs, the student is administered the ABC's Post Test.

For students who do not get a 100% on the ABC Post Test, there is an **ABC Review set** available:

ABC 092	ABCs Review Manual	\$13.75
ABC 190	Student Review PACE	\$ 3.30
ABC 191	Review PACE Score Key	\$3.30



Scripture passages support the lesson and illustrate a character trait.

Score strips tell the student how and when to score.

When he scores 100%, he continues with the balance of the first grade program: **Math M004-M012, English E001-E012, Social Studies SS001-SS012, and Science S001-S012.**

English is a continuation of the phonetic and writing skills. The Social Studies and Science PACEs are readers with Reading Development Skills integrated into the PACEs.



Tests evaluate reading readiness skills.

WORD BUILDING 1

This course provides activities that accompany the ABCs with Ace and Christi Learning-To-Read Program. These PACEs provide the foundational phonetic skills needed for reading and writing mastery. Your child will learn 35 letter sounds and 11 additional blends and diphthongs that are basic to all reading.

Write Oo

Color the o sound word pictures.

WORD BUILDING 1	SCORE KEYS
\$2.90 Each	\$2.90 Each
W001	WK001
W002	WK002
W003	WK003
W004	WK004
W005	WK005
W006	WK006
W007	WK007
W008	WK008
W009	WK009
W010	WK010
W011	WK011
W012	WK012

19

MATHEMATICS 1

In this level the student learns...

- ✓ Numbers in symbol and name from zero to ten
- ✓ Counting from zero to one hundred
- ✓ Simple addition and subtraction

The student is introduced to...

- ✓ The number line
- ✓ Measurement of time, temperature, and liquids

MATH 1	SCORE KEYS
\$2.70 Each	\$2.70 Each
M001	MK001
M002	MK002
M003	MK003
M004	MK004
M005	MK005
M006	MK006
M007	MK007
M008	MK008
M009	MK009
M010	MK010
M011	MK011
M012	MK012

I cūp

a cūp.
n a cūp.

__ cūps __ cūps

f r i must shew
Proverbs 18:24


12

Word Building 1, Animal Science 1, and Bible Reading 1 PACEs 1-12 and Math 1 PACEs 1-3 are used in conjunction with the ABC's Learning-To-Read program on the previous page.

ANIMAL SCIENCE 1

Animal Science PACEs go along with the first 12 weeks of teaching phonics. These PACEs incorporate pictures that illustrate the animal stories and alphabet sounds the student will be learning about in Word Building. They include activities to develop fine motor skills, visual discernment and hand-eye coordination.

ANIMAL SCIENCE 1
\$2.70 Each
AS001
AS002
AS003
AS004
AS005
AS006
AS007
AS008
AS009
AS010
AS011
AS012




BIBLE READING 1

In Grade 1, a specific feature of the ABCs with Ace and Christi learning-to-read program is the character-building Bible stories.

Bible Reading Grade 1 PACEs feature vividly colored pictures to be used in conjunction with these Bible stories. A variety of activities give attention to development of the small motor muscles, eye-hand coordination, and visual discrimination.

BIBLE READING 1
\$2.70 Each
BR001
BR002
BR003
BR004
BR005
BR006
BR007
BR008
BR009
BR010
BR011
BR012



ENGLISH 1

The first-grade English material reviews consonant and vowel sounds and introduces reading and writing of word families and sentences. As the child develops reading comprehension skills, he finds satisfaction and success in reading, writing, and spelling.

Read the story to your supervisor.

ENGLISH 1	SCORE KEYS
\$2.70 Each	\$2.70 Each
E001	EK001
E002	EK002
E003	EK003
E004	EK004
E005	EK005
E006	EK006
E007	EK007
E008	EK008
E009	EK009
E010	EK010
E011	EK011
E012	EK012

met pen fell met

Learn.
As Christ forgave you, so also do ye. Colossians 3:13

SOCIAL STUDIES 1

Grade 1 builds reading skills while introducing young students to the basic principles of life. Students learn to recognize and are challenged and motivated to do what is right. They also learn to be kind, to share, and to be obedient to rules and laws. This grade requires reading character-building stories and answering questions.

Put the right word on the blank.

SOCIAL STUDIES 1	SCORE KEYS
\$2.90 Each	\$2.90 Each
SS001	SSBK001
SS002	SSBK002
SS003	SSBK003
SS004	SSBK004
SS005	SSBK005
SS006	SSBK006
SS007	SSBK007
SS008	SSBK008
SS009	SSBK009
SS010	SSBK010
SS011	SSBK011
SS012	SSBK012

came same country name Jesus Jon's hearts. Je-ins Bath Bible Baba ch rns chairs ch rches Gob God them. Good h with his phesians 4:25

1 GRADE ONE

MUSIC 1

Beginning in Music One teaches syllable shapes and kinds of notes. A particular color has been ascribed to each syllable shape, which expresses the general feeling of that tone. Recognition of shapes and their names are drilled in various ways throughout this set of 32 perforated worksheets, and later drill the different kinds of notes and their tone lengths.

BEGINNING in MUSIC ONE

Worksheets

the correct

CHRISTIAN MUSIC SERIES

Red and Staff Publishers, Inc.

Fa Sol


brown green yellow orange blue

MRS18110 Pupil/Teacher's Guide \$3.50

ART 1

Artpac 1 This book teaches simple coloring and drawing skills, and has color-by-number and cutting and pasting activities. **Artpac 1**

ARAP1 • \$9.95



SCIENCE 1

This science course material builds reading skills as it presents the young student with the facts of Creation as presented in the Bible. He learns about the human body as well as concepts of health care and hygiene. ✓ Visualized vocabulary is used to increase reading level and comprehension.

Draw a line between the words and the picture.

001 sing 002 Day three 003 Day one 004 Day four 005 Day two 006 Day five

Fill in the blanks.

The man looketh well to his going. Proverbs 14:15

27

SCIENCE 1	SCORE KEYS
\$2.90 Each	\$2.90 Each
S001	SK001
S002	SK002
S003	SK003
S004	SK004
S005	SK005
S006	SK006
S007	SK007
S008	SK008
S009	SK009
S010	SK010
S011	SK011
S012	SK012

In Math 2, the student:

- ✓ Adds and subtracts two- and three-digit numbers
- ✓ Relates multiplication to addition
- ✓ Counts by twos, fives, and tens
- ✓ Identifies odd and even numbers
- ✓ Learns carrying and borrowing
- ✓ Counts by very large numbers
- ✓ Tells time
- ✓ Recognizes geometric shapes

MATH 2	SCORE KEYS
\$2.70 Each	\$2.70 Each
M013	MK013
M014	MK014
M015	MK015
M016	MK016
M017	MK017
M018	MK018
M019	MK019
M020	MK020
M021	MK021
M022	MK022
M023	MK023
M024	MK024
Math Speed Tests \$4.00	

ENGLISH 2

Your child is introduced to punctuation and parts of speech. He also studies word meanings and order, compound words, and rhyming words. The curriculum develops visual discrimination and increases reading comprehension skills.

ENGLISH 2	SCORE KEYS
\$2.70 Each	\$2.70 Each
E013	EK013
E014	EK014
E015	EK015
E016	EK016
E017	EK017
E018	EK018
E019	EK019
E020	EK020
E021	EK021
E022	EK022
E023	EK023
E024	EK024

ENGLISH 2	SCORE KEYS
\$2.70 Each	\$2.70 Each
E013	EK013
E014	EK014
E015	EK015
E016	EK016
E017	EK017
E018	EK018
E019	EK019
E020	EK020
E021	EK021
E022	EK022
E023	EK023
E024	EK024

Abbreviation means to a word or a shorter one.

Mr. is the short word for mister.
Mrs. is the short word for missus.
Bro. is the short word for brother.
Dr. is the short word for doctor.
Ace's father is Mr. Virtueson.
Dr. Kindhart is a dentist.
Mrs. Gentle is a monitor.
Ace's pastor is Bro. Alltruth.
Do you know Dr. Jones?
Michael's pastor is Bro. Gentle.
Ace's supervisor is Mr. Friendson.
Mr. Trueward is Michael's supervisor.
Ace's mother is Mrs. Virtueson.
Have you met Bro. Gentle?

Read and fill in the blanks.

The _____ looketh
well to his going. Proverbs 14:15

LITERATURE & CREATIVE WRITING 2

In this grade, the student is encouraged to visualize, use his imagination, and give creative responses to questions following one-page stories. Instead of drudgery, reading suddenly becomes a true learning experience, and writing blossoms into a comfortable skill. To round out grade 2, each PACE provides practice in handwriting and speed reading.

LIT. & CREATIVE WRITING 2	SCORE KEYS
\$2.70 Each	\$2.70 Each
L013	LK13-15
L014	LK16-18
L015	LK19-21
L016	LK22-24
L017	
L018	
L019	
L020	
L021	
L022	
L023	
L024	

God

Ace's Best Friend

ng Racer about his best friend. "He does not forsake
s. "He keeps me safe when I play and when I sleep."
y friend too," said Racer.

anks with the right words.

(1) _____ He does

_____ them. They know Jesus will keep

(4) _____ Is _____

Here is the last line of the song from page 1. Learn the words.

Is - n't this a bless - ed thought!

Say the whole song to your supervisor.

23 Supervisor initial _____


SOCIAL STUDIES 2

2

GRADE TWO

This level of material, while continuing to build reading skills, also builds visual discrimination and vocabulary. It teaches about our nation and some of the great political and godly leaders of the past.

SOCIAL STUDIES 2	SCORE KEYS
\$2.90 Each	\$2.90 Each
SS013	SSBK013
SS014	SSBK014
SS015	SSBK015
SS016	SSBK016
SS017	SSBK017
SS018	SSBK018
SS019	SSBK019
SS020	SSBK020
SS021	SSBK021
SS022	SSBK022
SS023	SSBK023
SS024	SSBK024



SCIENCE 2

This grade sets forth the days of Creation and what was created on each day. It also demonstrates how various plants and animals function in today's world. It reveals God's original instructions to man and the consequences of man's violation of those instructions.

✓ Reviews are presented in a fun format that appeals to young children.

Read the words to your supervisor.

between bē·twēn' Between the trees.	farm fārm 	flat flāt
found found I found it!	most mōst Most arms.	place plās
plain plān 	rich rīch Rich dirt means good for growing.	valley vāl'ē

Read and fill in the blanks.

Greater _____ hath no man than . . .
a man lay down h i s l i f e for
his friends. John 15:13

Supervisor initial _____ 2

Visualized Vocabulary


Bible memory verses
*Thy word have I hid in mine heart,
that I might not sin against thee.*
Psalms 119:11

SCIENCE 2	SCORE KEYS
\$2.90 Each	\$2.90 Each
S013	SK013
S014	SK014
S015	SK015
S016	SK016
S017	SK017
S018	SK018
S019	SK019
S020	SK020
S021	SK021
S022	SK022
S023	SK023
S024	SK024

WORD BUILDING 2

Your student will learn an average of 20 spelling words in each PACE. Along with the spelling words, students learn spelling rules as well as practice their printing skills.

WORD BUILDING 2	SCORE KEYS
\$2.90 Each	\$2.90 Each
W013	WK013
W014	WK014
W015	WK015
W016	WK016
W017	WK017
W018	WK018
W019	WK019
W020	WK020
W021	WK021
W022	WK022
W023	WK023
W024	WK024



BIBLE READING 2

In Grade 2, the student reads the Book of John. As he reads, he is also expected to answer questions about God's Word. In addition, he learns the books of the New Testament in order. Various character traits dealing with relationships with God and others are emphasized also.

BIBLE READING 2	SCORE KEYS
\$2.70 Each	\$2.70 Each
BR013	BRK13-15
BR014	BRK16-18
BR015	BRK19-21
BR016	BRK22-24
BR017	
BR018	
BR019	
BR020	
BR021	
BR022	
BR023	
BR024	

Put the right word on the blank.

The disciples went down into the _____ into a ship.

The disciples entered into a _____ and _____ the sea arose by reason of a great _____.

The disciples _____ Jesus walking on the sea.

Jesus said, "It is I; be _____ afraid."

Read and fill in the blanks.

T_e_a_c_h my people... the h_a _____ [ways].

Ezekiel 44:23

Do what Ace is doing. Then put an X in the box.

You are learning all 27 books of the New Testament!

Which Bible books come first? Put the boxes in order from 1 to 5.

- Matthew
Mark
Luke
John
Acts
- Philippians
Colossians
I Thessalonians
II Thessalonians
Timothy
II Timothy
- Romans
I Corinthians
II Corinthians
Galatians
Ephesians
- I John
II John
III John
Jude
Revelation
- Titus
Philemon
Hebrews
James
I Peter
II Peter

ANIMAL SCIENCE 2

In each PACE, students study a specific animal. The students learn about sheep, dogs, horses, cats, cattle, rabbits, rodents, poultry, unusual birds, spiders, snakes, toads, and frogs. Each is presented in interesting story form and, where appropriate, Scripture reference to these animals is pointed out.

ANIMAL SCIENCE 2	SCORE KEYS
\$2.70 Each	\$2.70 Each
AS013	ASK013-15
AS014	ASK016-18
AS015	ASK019-21
AS016	ASK022-24
AS017	
AS018	
AS019	
AS020	
AS021	
AS022	
AS023	
AS024	

Put the right words on the blanks.

_____ and wash their faces and wash their _____ again after eating. _____ when washing _____ may form inside _____ eat will help loose hair fall out. _____ fed _____ through _____ barn from cats? _____ wing of your _____ Romans 12:2

Brush my cat daily to get rid of loose hair. Hair balls may form inside a cat's stomach from the loose hair in the stomach that can make a cat very sick. Brushing will help loose hair fall out and will keep hair balls from forming in the stomach. A cat has about 25 to 30 long hairs on its face called "whiskers." A cat's whiskers grow in four rows from the sides of the mouth and above the eyes. God gave whiskers to cats to help them feel their way through bushes at night.

Notice how nice Toby bath a short while ago. Once a day he licks his paw and washes his face and head with his wet paw. He uses his wet tongue to wash the rest of his body. After he eats, he is careful to wash his face again.

Once Patches ran under the car. When she came out from under the car, her beautiful coat was spotted with oil. I had to give her a bath, but she did not enjoy it.

MUSIC 2

Beginning in Music Two is a set of 36 perforated worksheets, which review and drill syllable shapes and kinds of tones. Students advance and learn to draw shaped notes and characters showing note values, as well as how to draw and label rests. He will be drilled in writing the names and values of the notes.


Some musical ideas to use in developing the student's diatonic feeling are suggested in the teacher's guide for Grade 2.

MRS18210 Pupil/Teacher's Guide \$3.50

ART 2

Artpac 2 Simple coloring skills, cutting and pasting activities, thumbprint pictures, step-by-step drawing, making people out of stick figures, and basic perspective drawing is introduced.

Artpac 2
ARAP2 • \$9.95




MATHEMATICS 3

3

GRADE THREE

In Math 3, the student:


- ✓ Expands his basic addition, subtraction and multiplication skills
- ✓ Learns Roman numerals
- ✓ Is introduced to money values and measurements of weight, liquid, and length



MATH 3	SCORE KEYS
\$2.90 Each	\$2.90 Each
M025	MK025
M026	MK026
M027	MK027
M028	MK028
M029	MK029
M030	MK030
M031	MK031
M032	MK032
M033	MK033
M034	MK034
M035	MK035
M036	MK036
Math Speed Tests \$4.00	

ENGLISH 3


This grade concentrates on verbal skills. The material covers types of sentences, parts of speech, confusing word pairs, and simple punctuation. Cursive writing is emphasized so that the student may achieve penmanship excellence. The child expands his knowledge of poems and rhyming words, and creative writing is encouraged.
4th Edition



ENGLISH 3	SCORE KEYS
\$2.90 Each	\$2.90 Each
E025	EK025
E026	EK026
E027	EK027
E028	EK028
E029	EK029
E030	EK030
E031	EK031
E032	EK032
E033	EK033
E034	EK034
E035	EK035
E036	EK036

LITERATURE & CREATIVE WRITING 3

Students in this grade gain more practice in critical thinking. Special activities require choosing the best endings for stories, writing story titles, identifying rhyme in poetry, and learning about the kinds of books and the parts of books. Character, setting, and plot are emphasized as the student reads specific chapters in the two required resource books - *Summer Fun with Ace and Christi* and *Christians Courageous*. Speed reading and handwriting skills are emphasized and practiced.



LIT. AND CREATIVE WRITING 3	SCORE KEYS
\$2.70 each	\$2.70 Each
L025	LK025-27
L026	LK028-30
L027	LK031-33
L028	LK034-36
L029	
L030	
L031	
L032	
L033	
L034	
L035	
L036	

RESOURCE BOOKS

\$7.65 Each

- LR025-031 *Summer Fun with Ace & Christi*
- LR032-036 *Christians Courageous*



SOCIAL STUDIES 3

This grade covers communication, conservation, communities, agriculture, geography, and the discovery of America, along with colonization and slavery. This positive approach to history encourages your child to love and respect his country. The heroes and heroines to whom he is introduced provide role models representing ideals and aspirations for which the student can reach.

SOCIAL STUDIES 3	
\$2.90 Each	
SS025	
SS026	
SS027	
SS028	
SS029	
SS030	
SS031	
SS032	
SS033	
SS034	
SS035	
SS036	
SCORE KEYS	
SSBK025-27	
SSBK028-30	
SSBK031-33	
SSBK034-36	

N. The "New Jerusalem"

and girls, I have telling you about the and about the great Jerusalem. One day all will live together in it. It will be called the "new Jerusalem." In the "new em" or Heaven there no more night. In the Jerusalem no one will be sick. The "new em" will never be torn by enemies. There will more wars. The "new em" will be a city of

We can read about the "new Jerusalem" in the last book of the Bible. This book of the Bible tells us about the last part of his story. History is God's story about time. In the "new Jerusalem," there will be no more time. There will be only one long day that will last for always. Heaven will be a wonderful place!

... the holy city, new Jerusalem, coming down from God out of Heaven, Revelation 21:2

Write the letter for the number. Write the letters in the blanks.

1-A 11-K 21-U
2-B 12-L 22-V
3-C 13-M 23-W
4-D 14-N 24-X
5-E 15-O 25-Y
6-F 16-P 26-Z
7-G 17-Q
8-H 18-R
9-I 19-S
10-J 20-T

Write pages 30, 31, 33, 34, 35, and 36.

Correct mistakes.

Rescore.

(thirty-six) 36

SCIENCE 3

An explanation of God's world from a biblical perspective finds the child becoming familiar with the life cycles of animals and plants. He will see the effects of solar bodies on the earth. Geologic changes after the Flood, jungles and hot lands, tundra and cold lands, volcanoes and earthquakes incite the natural curiosity of children- all this and much more makes this an exciting learning experience.

✓ Simple experiments that coincide with the text.

SCIENCE 3		SCORE KEYS	
\$2.90 Each		\$2.90 Each	
S025		SK025-27	
S026		SK028-30	
S027		SK031-33	
S028		SK034-36	
S029			
S030			
S031			
S032			
S033			
S034			
S035			
S036			

Find his Bible.

Frogs have long, back legs for leaping. When a frog sees an insect, the frog leaps close to it. As a frog leaps, it sticks out its sticky tongue and catches the insect. A frog eats only live animals. It catches live animals with its sticky tongue.

Frogs breathe through their nostrils. In most frogs, air passes through the nostrils into the mouth. The air goes into the frog's lungs. Frogs have lungs with air sacs. Air gets to the lungs when they breathe through their nostrils.

(eighteen) 18

WORD BUILDING 3

Your student will learn 40 spelling words in each PACE. Among these words are sight words, synonyms, and compound words. Your student will be introduced to how suffixes change the meaning and spelling of a word.

WORD BUILDING 3		SCORE KEYS	
\$2.90 Each		\$2.90 Each	
W025		WK025	
W026		WK026	
W027		WK027	
W028		WK028	
W029		WK029	
W030		WK030	
W031		WK031	
W032		WK032	
W033		WK033	
W034		WK034	
W035		WK035	
W036		WK036	

most words with one vowel

When there is one vowel in a word, the vowel sound is short.

l i s i s in

Milk means mammal. A baby r

ilk = milk six times.

Silk means a spider. Webs are silk.

Say the sounds: s i l k = silk
Print the word silk six times.

Read to your supervisor. Sound out the spelling words.

My Goals

To learn these spelling words.

ant	fat	pond	grandpa
add	flat	cloth	grandma
bank	flag	job	woman
task	scab	frog	human
wax	cap	clot	cabin
sand	camp	spot	travel
sang	shall	gone	basket
man	last	worm	wagon
plan	box	log	compass
sat	doll	brought	worship

To learn to do all things with Jesus' help.

Learn this Bible Verse

I can do all things through Christ. Philippians 4:13

You can button Becky.

Please, Sandy, do it this way.

Jesus will help you do all things.

Yes, know you!

1 (one) Supervisor initial

Learn these words and what they mean.

against ə·gənst Means upon.	amphibian əm·fīb·ē·ən Means an animal able to live on land or in water.	escape ē·skəp Means to get away.
fang fāng	leap lēp Means jump.	lung lūng Means the part of the body that helps us breathe.
poem pō·ēm Means a story with rhyming words.	poison pō·zən Means something very harmful.	rough rūf Means not smooth.
section sēk·shən	snap snəp Means break quickly.	sort sōrt Means kind.

Supervisor initial (two) 2


BIBLE READING 3

3

GRADE THREE

In Grade 3, the child becomes familiar with the Book of Matthew while learning the books of the Old Testament in order. There is a constant review of the Old Testament books and practice in recognizing them.

BIBLE READING 3	SCORE KEYS
\$2.70 Each	\$2.70 Each
BR025	BRK025-27
BR026	BRK028-30
BR027	BRK031-33
BR028	BRK034-36
BR029	
BR030	
BR031	
BR032	
BR033	
BR034	
BR035	
BR036	

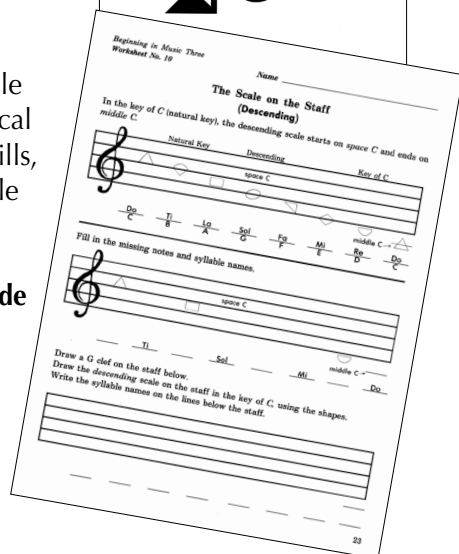



MUSIC 3

Beginning in Music Three is a set of 36 perforated worksheets preparing students for Growing in Music, Book-One by reviewing note shapes, note values and rests. Grade 3 teaches various musical terms in a simple manner such as the scale, the staff, lines, spaces, and measures. Accidentals are introduced in the last 9 lessons.

The Grade 3 teacher's guide encourages spending considerable time developing the students' vocal abilities. Musical ideas, scale drills, and individual singing of the scale are various methods taught.


MRS18310 Pupil/Teacher's Guide
\$3.50



ART 3

Artpac 3 This book has more coloring skills, shading, and simple shape drawing, as well as drawing faces, simple grid drawing, and painting.


Artpac 3
ARAP3 • \$9.95



MATHEMATICS 4

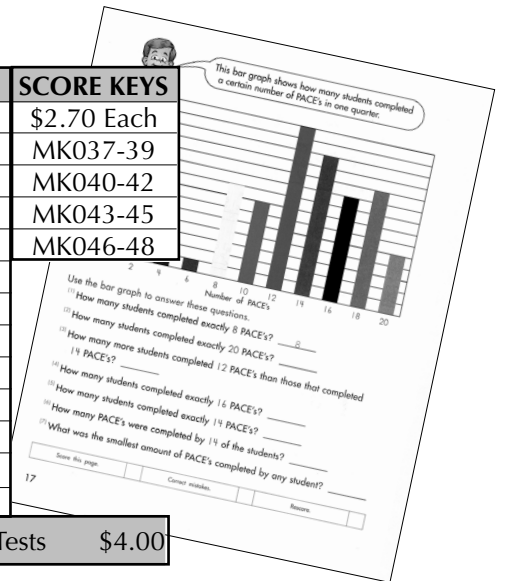
In Math 4, the student:

- ✓ Advances in addition, subtraction, multiplication and division
- ✓ Solves word problems
- ✓ Gains an understanding of the basic concept of sets, number patterns, measurements, Roman numerals and money



MATH 4	SCORE KEYS
\$2.70 Each	\$2.70 Each
M037	MK037-39
M038	MK040-42
M039	MK043-45
M040	MK046-48
M041	
M042	
M043	
M044	
M045	
M046	
M047	
M048	

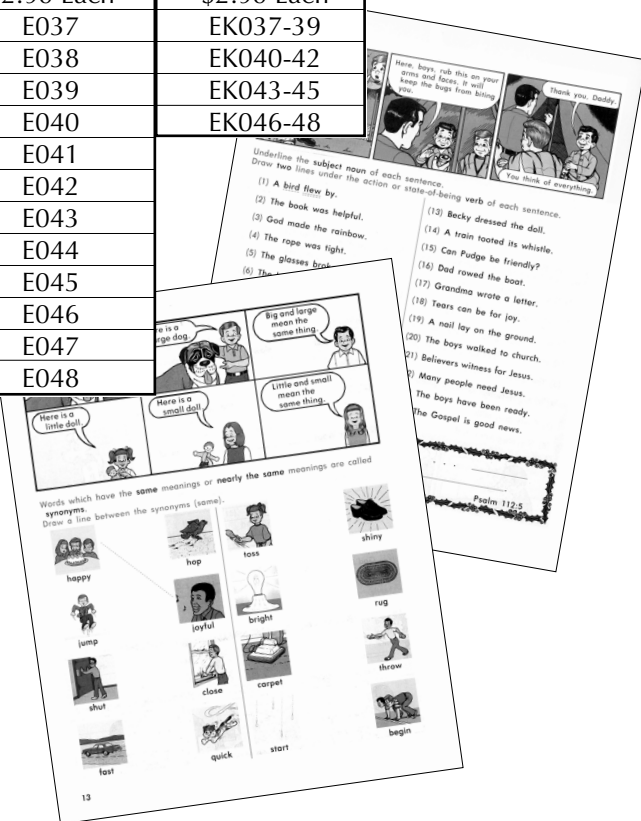
Math Speed Tests \$4.00



ENGLISH 4

This level covers three basic sentence types with an emphasis on usage and the writing process. The student studies nouns, verbs, and other parts of speech along with more confusing word pairs. The material touches on proper telephone manners and the writing of friendly and business letters. 4th Edition

ENGLISH 4	SCORE KEYS
\$2.90 Each	\$2.90 Each
E037	EK037-39
E038	EK040-42
E039	EK043-45
E040	EK046-48
E041	
E042	
E043	
E044	
E045	
E046	
E047	
E048	




LITERATURE & CREATIVE WRITING 4

Grade 4 provides opportunities for students to use their imaginations, to learn dictionary skills, and to practice cursive handwriting. Creative answers are encouraged throughout the course and should be evaluated subjectively. Students learn to put critical thinking skills into action as they draw conclusions and examine ideas attributed to heroes and heroines in the required reading assignments.

LIT. AND CREATIVE WRITING 4	SCORE KEYS
\$2.70 Each	\$2.70 Each
L037	LK037-39
L038	LK040-42
L039	LK043-45
L040	LK046-48
L041	
L042	
L043	
L044	
L045	
L046	
L047	
L048	

RESOURCE BOOKS	
LR37-38 Little Green Frog, The	\$7.65
LR39-40 Saved at Sea	\$8.75
LR41-42 Ace & Christi Series, The Red Rag Riddle	\$8.75
LR43-44 Charlotte's Web	\$8.49
LR45-46 Children's Missionary Library	\$8.75
LR47-48 Choice Stories for Children	\$6.95



SOCIAL STUDIES 4

4

Students do required reading and write their answers to questions in cursive. They learn to use maps and globes for understanding world geography and cultures. As he learns about each continent, he also learns about a missionary who served in that area.

GRADE FOUR

SOCIAL STUDIES 4	SCORE KEYS
\$2.90 Each	\$2.90 Each
SS037	SSBK037-39
SS038	SSBK040-42
SS039	SSBK043-45
SS040	SSBK046-48
SS041	
SS042	
SS043	
SS044	
SS045	
SS046	
SS047	
SS048	

Study the small maps.
1. The small map on the left side shows some of the countries around it. The mountain low land is green.
The small map on the right side shows the capital city, "New," "Ocean," and "they" in

Complete these activities. Use the large map.

- Draw a mountain range to show where mountains are.
- Write the names of the numbered places.
- Color the mountains.
- Color the rest of the land.
- Color the water.
- Color the star of the capital city.
- What is the name of the capital city?

Figure A: United States of America map with numbered locations 1-7. Includes a globe showing North America, South America, Pacific Ocean, Atlantic Ocean, and the equator.

Figure B: Word search grid with words like 'ocean', 'mountain', 'capital', 'new', 'they'.

SCIENCE 4

The student is brought into an understanding of matter and the laws of nature. Microbiology and early researchers with their equipment are studied. The child learns about simple standards by which scientific observations are made - measurements, time, length, weight, and temperature in both metric and English systems. Botany, zoology, meteorology, chemistry, geology- fascinating subject matter that intrigues the fertile mind of students at this level- are introduced.

SCIENCE 4	SCORE KEYS
\$2.90 Each	\$2.90 Each
S037	SK037-39
S038	SK040-42
S039	SK043-45
S040	SK046-48
S041	
S042	
S043	
S044	
S045	
S046	
S047	
S048	

Some 100 different said Grandfather. re only three main Look at the high piled cirrus clouds.

These clouds are called cumulus clouds. Cumulus means pile. Cumulus clouds are large, piled-up clouds. Cumulus clouds are easy to find on a fair and sunny day.

"I like to look up at a cumulus cloud and try to picture something which has the same shape," said Pudge. "Some clouds look like horses or birds. It's fun to try to think what the clouds look like."

"Yes," chuckled Grandfather. "As a boy, I used to sit on the ground and look up at the piled-up clouds in the sky. In my thoughts I'd see all kinds of cloud pictures. Sometimes I stayed there longer than I should and had to hurry to finish my work."

of the Lord
II Timothy 2:24

1041

WORD BUILDING 4

Your student will learn 50 spelling words in each PACE. Among these words are homonyms and words that do not follow spelling rules. Your student will gain practice in cursive handwriting as well as learn about suffixes.

WORD BUILDING 4	SCORE KEYS
\$2.90 Each	\$2.90 Each
W037	WK037-39
W038	WK040-42
W039	WK043-45
W040	WK046-48
W041	
W042	
W043	
W044	
W045	
W046	
W047	
W048	

Learn and write these spelling words.

ahead = "hid"
Ahead means in the front. Which boy is ahead in the race?

adult = "dult"
Adult means someone or something full-grown. Dad is an adult. Ace is not.

aloud = "lud"
Aloud means loud enough to be heard. Sandy read the story aloud to Becky.

tail
Tail means the part on an animal. Have you heard a whale with the large tail?

sail
Sail means to travel by boat on water. The missionaries will sail to their new home in the north country.

train
Train means to set life patterns. These PACE's will train Christian boys and girls!

grain
Grain means food for cattle. Grandpa raises grain and feeds it to his cattle.

brain
Brain means a body organ which aids understanding. Our brain is a wonderful organ which only God could make.

globe
Globe means a map in the shape of a sphere or ball. Have you seen the new globe in our learning center?

glide
Glide means to move smoothly. High in the sky, I saw a plane glide by.

whale
Whale means a large sea mammal. A whale is the largest mammal now living on Earth!

Read and fill in the blanks.
A man that talk must show himself.
Proverbs 18:24


4

GRADE FOUR

In Grade 4, the Books of Mark and Luke are read. The student continues studying the books of the Old Testament in sections: Law, History, Poetry, Major Prophets, and Minor Prophets. He continues answering questions about the Bible while learning more of its great character traits.

BIBLE READING 4

BIBLE READING 4	SCORE KEYS
\$2.70 Each	\$2.70 Each
BR037	BRK037-39
BR038	BRK040-42
BR039	BRK043-45
BR040	BRK046-48
BR041	
BR042	
BR043	
BR044	
BR045	
BR046	
BR047	
BR048	

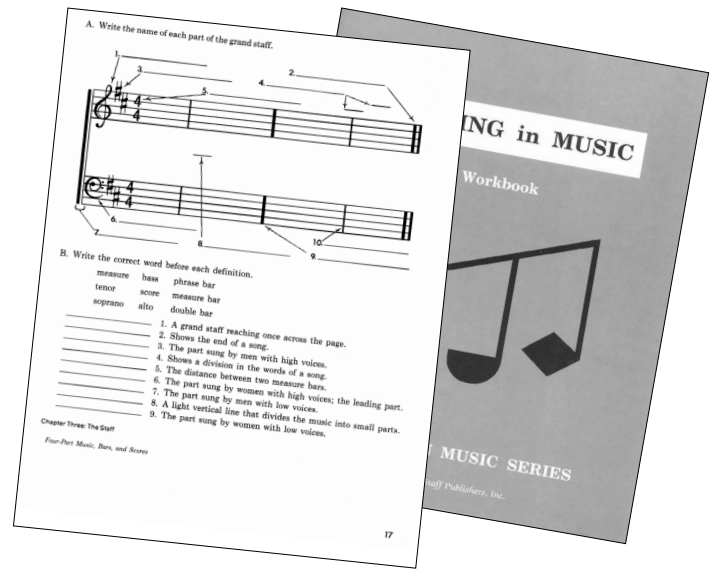


MUSIC 4-5

Growin in Music 4 & 5 *Growin in Music* consists of 4 books: student's textbook, workbook, test booklet, and teacher's manual. The textbook can be used for students who have had no prior music instructions. It teaches sound and tone properties, good singing habits, parts of the staff, the major diatonic scale, notes and rests, and rhythm. The back of the book contains exercises to help students learn the scale and simple rhythm patterns by sight-reading. Students learn to harmonize in parts with the section of rounds and two-part songs.

Growin in Music also has a 21-lesson workbook. The concepts taught in the textbook are drilled through exercises combined here. Flashcard and a test booklet are also available.


The practical directions of the teacher's manual can be easily followed by someone who has never taught music before. The lessons for conducting singing periods are clearly explained. The manual includes various drills and quizzes, and the answer keys for the study questions, workbooks, and tests. *Silver Gems in Song* contain the suggested songs for Grades 4 & 5.



ART 4

Artpac 4 This book builds upon the previous and teaches more advanced skills such as 3-D drawing and learning elementary perspective drawing.

Artpac 4
ARAP4 • \$9.95



MRS18510	Pupil Book	\$6.50
MRS18511	Workbook	\$2.50
MRS18591	Teacher's Manual	\$6.25
MRS18521	Tests	\$1.75
MRS18541	Flash Cards	\$10.50
MRS6530	Silver Gems in Song	\$ 4.50
MRS6816	Pitch Pipe	\$16.95



Tips for Success

Many students harbor **visual problems** that go undetected by a 20-20 eye exam. These visual problems can hamper or prevent a student's progress. Have your student examined by a Developmental Vision Specialist (sometimes known as a Behavioral Vision Specialist) if your student isn't reading well or is floundering in their work.

Beginning readers find it helpful to use a piece of construction paper or a book mark to show themselves where they are on a page. Eventually they will learn to go to the next line of text without a cue. This method also assists students with dyslexia.

Listen to your student **read aloud**. They should all be reading the Goal page in every new PACE and other pages as indicated in the instructions. Insist that your young students (generally 1st to 3rd grade level) read narratives and stories aloud to you. You will hear if they have trouble reading fluently, if they know how to read punctuation, if they comprehend what is being presented, and will strengthen their reading skills.

Poor readers will benefit from reading their PACEs aloud to you several times. Reading aloud helps students focus on content. New vocabulary words and sight words are better learned with repeated readings. An attitude of self-discipline and industry is internalized as a student applies themselves to re-reading a passage.

Word Building success is assured if your student will copy the words from the Goal page on a daily basis. This daily writing is to familiarize the student with the word. The student should say the word, spell it aloud as they write each letter, and say the word again when finished. Each word can be put on an individual 3x5 card for study.

It will be restful to both you and your student to have a start time, break times, a lunch time, and an end time to your day.

Field trips are a tonic to learning over all. They needn't be fancy or expensive. A trip to a bakery, the post office or fire department, a local family-run business, the library, historic sites, a museum, or an assembly plant are all possible outings. Get specific guidelines from the facility you wish to visit before you make concrete plans to avoid disappointing your student. You might want to join together with another home-schooling family/Christian school if a larger group would facilitate an outing.

Definitions, formulas, and concepts should be put on an individual 3x5 card as they are presented in the PACE and kept in a file box for future reference. Definitions for nouns, adverbs, adjectives, etc. for English, mathematical formulas, scientific concepts, and math vocabulary are all useful to have on hand as new subject matter is built upon in succeeding PACE work.

Place your hand over the hand of your student that is **learning to write** numbers and letters (especially w) that they may feel the motion and to "teach" their muscles how to complete a letter. They could also write the alphabet on bumpy wall paper or sand paper and then have the student trace the letters with their finger to feel it.

Stock your learning center with board games that apply the skills and information your students are learning.

MATHEMATICS 5


In Math 5, there is:

- ✓ Division with two-digit divisors
- ✓ Multiplication of three-digit numbers
- ✓ Addition, subtraction and multiplication of fractions
- ✓ Learning of decimals through thousandths' place
- ✓ Use of key words in solving word problems
- ✓ English and metric measurements
- ✓ Addition, subtraction and multiplication of dollars and cents

ENGLISH 5

Grade 5 includes exercises and review of capitalization, punctuation, and sentence structure. The eight parts of speech are covered more extensively as well as synonyms, antonyms, homonyms, and heteronyms. The student learns sentence diagramming, agreement of subject and verb, conjugation, and sentence elements. Letter writing and dictionary work are also a part of this course. 4th Edition

ENGLISH 5	SCORE KEYS
\$3.20 Each	\$3.20 Each
E049	EK049-51
E050	EK052-54
E051	EK055-57
E052	EK058-60
E053	
E054	
E055	
E056	
E057	
E058	
E059	
E060	



MUSIC 4-5

Growing in Music Grades 4 and 5 ~ Though this textbook assumes that the pupil can recognize characters, such as notes, rests and clef signatures, it covers the simplest elements of music and can be used for those who have had no previous instruction. For full description, see the listing on page 20.

MRS18510	Pupil Book	\$6.50
MRS18511	Workbook	\$2.50
MRS18591	Teacher's Manual	\$6.25
MRS18521	Tests	\$1.75
MRS18541	Flash Cards	\$10.50
MRS6530	Silver Gems in Song	\$ 4.50
MRS6816	Pitch Pipe	\$16.95



MATH 5	SCORE KEYS
\$3.00 Each	\$3.00 Each
M049	MK049-51
M050	MK052-54
M051	MK055-57
M052	MK058-60
M053	
M054	
M055	
M056	
M057	
M058	
M059	
M060	
Math Speed Tests	\$4.00

LITERATURE & CREATIVE WRITING 5

Grade 5 teaches students more about setting, characters, plot, and order in short stories. Opportunities to paint word pictures with similes and metaphors are provided. Anagrams, analogies, and alliteration are also explored. Students practice reading, observing carefully, and considering facts to find conclusions.

LIT. AND CREATIVE WRITING 5	SCORE KEYS
\$3.00 Each	\$3.00 Each
L049	LK049-51
L050	LK052-54
L051	LK055-57
L052	LK058-60
L053	
L054	
L055	
L056	
L057	
L058	
L059	
L060	

RESOURCE BOOKS	
LR49-50	Choice Stories for Children \$7.45
LR51-52	North to Amaroqvik \$8.75
LR53-54	Heidi \$8.75
LR55-56	Ace & Christi Series, Miracle at Camp Friendship \$8.75
LR57-58	A Dog of Flanders \$8.75
LR59-60	Star of Light \$6.60



SOCIAL STUDIES 5

This level focuses on American history in a decidedly biblical approach and sets forth relationships of social and economic development. The material includes systems of government, great leaders, wars, and current events affecting our world. United States map studies are also included.

SOCIAL STUDIES 5	SCORE KEYS
\$3.20 Each	\$3.20 Each
SS049	SSBK049-51
SS050	SSBK052-54
SS051	SSBK055-57
SS052	SSBK058-60
SS053	
SS054	
SS055	
SS056	
SS057	
SS058	
SS059	
SS060	

WORD BUILDING 5

Your student will learn 50 spelling words in each PACE. Among these words are compound words, antonyms, names of countries and peoples, as well as rules for using suffixes. Your student will also gain practice in cursive handwriting.

WORD BUILDING 5	SCORE KEYS
\$3.20 Each	\$3.20 Each
W049	WK049-51
W050	WK052-54
W051	WK055-57
W052	WK058-60
W053	
W054	
W055	
W056	
W057	
W058	
W059	
W060	

5

GRADE FIVE

SCIENCE 5

Basic earth science principles captivate the student's interest in molecular and atomic theories; friction, heat, and gravity; and expansion and contraction. There is a study of geology, chemistry, aviation and aerodynamics, zoology, meteorology, sound, and botany.

SCIENCE 5	SCORE KEYS
\$3.20 Each	\$3.20 Each
S049	SK049-51
S050	SK052-54
S051	SK055-57
S052	SK058-60
S053	
S054	
S055	
S056	
S057	
S058	
S059	
S060	

BIBLE READING 5


In Grade 5, the books of Genesis, Exodus, and Acts are read and he begins reading the book of Psalms. He continues answering questions about the Bible while focusing on Godly character traits.

BIBLE READING 5	SCORE KEYS
\$3.20 Each	\$3.20 Each
BR049	BRK049-51
BR050	BRK052-54
BR051	BRK055-57
BR052	BRK058-60
BR053	
BR054	
BR055	
BR056	
BR057	
BR058	
BR059	
BR060	

ART 5

Artpac 5 Your student learns advanced shading techniques, lettering, and how to reproduce pictures with the grid method. He will mix, paint, and blend watercolors, and create perspective and free-hand drawings.

Artpac 5
ARAP5 • \$9.95



23

6

GRADE SIX

MATHEMATICS 6

In Math 6, each PACE has interactive instructions that will aid students in learning and mastering new material and concepts before they begin the activities. Practice and review will help students build essential mathematical skills.

- ✓ Reviews basic arithmetic concepts
- ✓ Introduces new concepts, properties and identities
- ✓ Reinforces fraction, percent and decimal relationships
- ✓ Builds thinking, reasoning and problem-solving skills
- ✓ Develops pre-algebra and geometry skills
- ✓ Expands ratios, probabilities and graphs

ENGLISH 6

The student continues studying grammar concepts and developing skills in sentence diagramming. There is special emphasis on sentence patterns, clauses, and kinds of sentences. The material reviews punctuation, outlining, letter writing, and paragraph structure and writing. The student learns to express himself clearly and must apply principles of composition learned earlier. 4th Edition

ENGLISH 6	SCORE KEYS
\$3.20 Each	\$3.20 Each
E061	EK061-63
E062	EK064-66
E063	EK067-69
E064	EK070-72
E065	
E066	
E067	
E068	
E069	
E070	
E071	
E072	

MATH 6	SCORE KEYS
\$3.20 Each	\$3.20 Each
M061	MK061-63
M062	MK064-66
M063	MK067-69
M064	MK070-72
M065	
M066	
M067	
M068	
M069	
M070	
M071	
M072	

Math Speed Tests \$4.00

LITERATURE & CREATIVE WRITING 6

As students complete Level 6, they will read *The Fugitive King*, *Christians With Courage*, *Alexi's Secret Mission*, *Grandpa's Christmas Gift*, *Little Pilgrim's Progress*, and *Treasures of the Snow*. In conjunction with their reading, students will learn and practice many new and useful writing skills. From literary illustrations, they will be guided to use various literary devices and write original paragraphs of summary; comparison and contrast; cause and effect; fact and opinion; and exposition, description, persuasion and narration. They will also see how such paragraphs develop into larger literary works and, then, use these different formats in their writing of essays. Biographies and autobiographies along with the writing of news stories are also part of this course.

SOCIAL STUDIES 6

The student studies history from Adam through the Great Awakening. The course includes an introduction to Bible, early Church, and Reformation leaders.

SOCIAL STUDIES 6	SCORE KEYS
\$3.20 Each	\$3.20 Each
SS061	SSBK061-63
SS062	SSBK064-66
SS063	SSBK067-69
SS064	SSBK070-72
SS065	
SS066	
SS067	
SS068	
SS069	
SS070	
SS071	
SS072	

LIT. AND CR. WRITING 6	SCORE KEYS
\$3.20 Each	\$3.20 Each
L061	LK061-63
L062	LK064-66
L063	LK067-69
L064	LK070-72
L065	
L066	
L067	
L068	
L069	
L070	
L071	
L072	

RESOURCE BOOKS		
LR61-62	<i>The Fugitive King</i>	6.45
LR63-64	<i>Christians with Courage</i>	6.55
LR65-66	<i>Alexi's Secret Mission</i>	7.65
LR67-68	<i>Grandpa's Christmas Gift</i>	8.75
LR69-70	<i>Little Pilgrim's Progress</i>	9.95
LR71-72	<i>Treasures of the Snow</i>	6.60

7

GRADE SEVEN

MATHEMATICS 7

In this grade level, the student will learn:

- ✓ To review standard notation, exponents, fractions, and mixed numbers.
- ✓ To review the properties for addition and multiplication and learn the distributive property.
- ✓ To write and solve equations.
- ✓ To learn about perfect squares, square roots, and inequalities.
- ✓ To learn to use data (including use of probability, permutations, and combinations).
- ✓ To learn and use basic math functions with positive and negative integers.
- ✓ To define sets and draw Venn diagrams.
- ✓ To use the distance formula to solve problems for distance, rate, and time.
- ✓ To review the use of percents in relation to decimals and fractions.
- ✓ To review basic geometric concepts, construct geometric designs, and study prisms.
- ✓ To review polygons and use formulas to calculate perimeter, area, and surface area.
- ✓ To learn basic concepts dealing with finance.
- ✓ To learn, compare, and use the English system of length, weight, and volume.
- ✓ To convert Fahrenheit to Celcius and Celcius to Fahrenheit.

(64) For point for house - one deposit of \$231.52.

No. _____	Mr. or Mrs. D. B. Virtueson	1322
Date _____ 19 ____	881 Bennett Lane	
To _____	Any Town, U.S.A. 00000	March 18 19 77
For _____		
Balance _____ 57.13	Pay to the	
Deposit _____	Order of Jones Point Supply	\$ 112.52
Total _____	One hundred twelve and 00/100	Dollars
This check _____	Exchange Central Bank	Mr. D. B. Virtueson
Balance _____	1 Main Street	Any Town, U.S.A. 00000
		09-555-8

MATH 7	SCORE KEYS
\$3.20 Each	\$3.20 Each
M073	MK073-75
M074	MK076-78
M075	MK079-81
M076	MK082-84
M077	
M078	
M079	
M080	
M081	
M082	
M083	
M084	
Math Speed Tests \$4.00	

ENGLISH 7

Students continue to work at identifying, reviewing, and diagraming simple, compound, and complex sentence patterns. They review principal parts of regular and irregular verbs. Verb study involves perfect tenses as well as conjugation of all six tenses. Progressive verb forms, troublesome verbs, transitive and intransitive verbs are studied as well. Noun and pronoun study becomes more intense. Infinitives, participles, and gerunds are introduced. There is opportunity to develop writing and communication skills through use of sentence variety, outlining, paragraph writing, composition writing, and proofreading. 4th Edition

ENGLISH 7	SCORE KEYS
\$3.20 Each	\$3.20 Each
E073	EK073-75
E074	EK076-78
E075	EK079-81
E076	EK082-84
E077	
E078	
E079	
E080	
E081	
E082	
E083	
E084	

SOCIAL STUDIES 7

Young teens are beginning to think about career choices, but they need guidance. In six PACEs, students are introduced to 55 professions and vocations. They learn what skills and talents are involved in each, and what preparation is needed to enter each field. Presented in an enjoyable format, this course encourages students to begin seeking God's place for them in life. **(The second half of this level allows for the appropriate state history course.)**

SOCIAL STUDIES 7
\$3.20 Each
SS073
SS074
SS075
SS076
SS077
SS078
SCORE KEYS
SSK073-75
SSK076-78

VIII. Printer

A. Duties of a Printer

These plates are pressed against paper, and the result is a page like the one you are now reading. Printers operate printing presses to produce newspapers, magazines, and other material that is seen or read. Printers use cameras, paper cutters, planimeters, large cameras, and even computers. In addition to determining the appearance of printed material, they make sure machines are properly oiled and maintained, and that the finished product is the best quality.

Some printers make use of modern computer-controlled presses, which produce top-quality material.

Fill in the blanks with the correct answers.

- In order to print, metal _____ with the desired print and pictures are made.
- The inked plates are _____ and the result is a _____ page like the one you are now reading.
- Printers operate _____ to produce newspapers, magazines, and other material that is seen or read.
- What are six things that printers use? _____
- Some printers make use of modern _____ which produce top-quality material.

7

GRADE SEVEN

LITERATURE 7


The Literature 7 study guides are issued in conjunction with odd-numbered English PACEs. The study guides include comprehension questions, a test, and a composition assignment for each book in the series.

LITERATURE 7		
LG07	Literature 7	\$3.30
LGK07	Literature 7 Key	\$3.30
REQUIRED RESOURCE BOOKS		
LRGR7-74	George Mueller	\$5.65
LRGR7-76	D.L. Moody, Greatest Evangelist of the 19th Century	\$5.65
LRGR7-78	Through Gates of Splendor	\$7.45
LRGR7-80	God's Smuggler	\$14.00
LRGR7-82	By Searching	\$7.45
LRGR7-84	Swiss Family Robinson, The	\$9.85

MUSIC 6-7

Developing in Music Grades 6 and 7 ~

Developing in Music consists of four books: pupil's textbook, workbook, test booklet, and teacher's manual. The pupil's textbook explains the rudiments of music. Concepts reviewed or taught include the staff and its parts, accidentals, the major and minor diatonic scales, the chromatic scale, key signatures, note values, measure structure, and expressive singing. In addition, the appendix gives sight-reading exercises, three-part songs, and a glossary. The teacher's manual divides the work into 30 lessons and gives practical help for teaching the music class. Suggested songs that relate to the lessons may be found in the Christian Hymnal.




MRS18601	Pupil Book	\$6.50
MRS18621	Workbook	\$2.50
MRS18691	Teacher's Manual	\$6.00
MRS18611	Tests	\$1.75
MRS6076	Christian Hymnal	\$11.50
MRS6816	Pitch Pipe	\$16.95

ART 7

Artpac 7 Advanced shading using soft lead color pencils, advanced grid drawing, including accurate enlargement and reduction, are taught in this book. He will also learn attractive calligraphy and shaded drawings of birds. This book includes full-color instructive lessons for advanced painting.

Artpac ARAP7 • \$9.95



ART WITH A PURPOSE

Art With A Purpose


This is an elementary art course designed in simple, step-by-step lessons for children in grades 1-8.

Thirty-six well planned lessons for each grade, with art sheets, directions, examples, and materials needed list. It's all ready to go. And you do not need to be an accomplished artist to teach it! Teacher's instructions are included in each Artpac.

Artpac 1


This book teaches simple coloring and drawing skills, and has color-by-number and cutting and pasting activities.

ARAP1 Artpac 1 \$9.95



Artpac 2

Simple coloring skills, cutting and pasting activities, thumbprint pictures, step-by-step drawing, making people out of stick figures, and basic perspective drawing is introduced in this book.




ARAP2 Artpac 2 \$9.95

Artpac 3

This book has more coloring skills, shading, and simple shape drawing, as well as drawing faces, simple grid drawing and painting.


ARAP3 Artpac 3 \$9.95



Artpac 4

This book builds upon the previous and teaches more advanced skills such as 3-D drawing and learning elementary perspective drawing.

ARAP4 Artpac 4 \$9.95



Artpac 5


Your student learns advanced shading techniques, lettering, and how to reproduce pictures with the grid method. He will mix, paint, and blend watercolors and create perspective and free-hand drawings.

ARAP5 Artpac 5 \$9.95

Artpac 6


This book teaches skills with color pencils as he continues to advance his shading techniques, lettering, and reproducing pictures with the grid method. He continues to mix paint and blend watercolors, as well as perspective draw, draw faces and free-hand draw.

ARAP6 Artpac 6 \$9.95



Artpac 7

Advanced shading using soft lead color pencils, advanced grid drawing, including accurate enlargement and reduction, are taught in this book. He will also learn attractive calligraphy and shaded drawings of birds. This book includes full-color instructive lessons for advanced painting.



ARAP7 Artpac \$9.95

Artpac 8

This book teaches various techniques of illustration with pen and ink drawings. It includes instruction in the following art skills: silhouettes, creating a fuzzy effect or woodgrain, crosshatching, and stippling.

ARAP8 Artpac 8 \$9.95

ART

MATHEMATICS 8

In Math 8, the student achieves mastery in:

- ✓ Using formulas
- ✓ Solving equations
- ✓ Finding volume and surface areas of solid figures-prisms, cylinders, pyramids, cones, and spheres
- ✓ Basic geometry and geometric vocabulary- points, angles, etc.
- ✓ Tables and graphs - their preparation and use
- ✓ Rates, time, and distance
- ✓ Use of Pythagorean Theorem-using right triangles to find height and distance, finding hypotenuse of a right triangle
- ✓ Square roots
- ✓ Use of positive and negative numbers

Application of learned knowledge comes through a more advanced study of banking, tax investments, mortgages, real estate (land and buildings), stocks and bonds, federal and sales taxes, and insurance (premiums and policies).

ENGLISH 8

Sentence patterns and parts continue to be emphasized. Action and linking verbs are reviewed, as well as verb tenses, conjugations, the progressive form, and the emphatic mood. Diagraming concentrates on pronouns, adjectives, adverbs, prepositional phrases, and sentence patterns. The student continues to develop writing skills, which include topic sentences, outlining, and paragraph development. He learns to recognize sentence fragments and run-on sentences and is guided in writing several short biographical sketches.

ENGLISH 8	SCORE KEYS
\$3.30 Each	\$3.30 Each
E085	EK085-87
E086	EK088-90
E087	EK091-93
E088	EK094-96
E089	
E090	
E091	
E092	
E093	
E094	
E095	
E096	

MATH 8	SCORE KEYS
\$3.50 Each	\$3.50 Each
M085	MK085-87
M086	MK088-90
M087	MK091-93
M088	MK094-96
M089	
M090	
M091	
M092	
M093	
M094	
M095	
M096	

LITERATURE 8


The Literature 8 study guides are issued in conjunction with odd-numbered English PACEs. The study guides include comprehension questions, a test, and a composition assignment for each book in the series.

LITERATURE 8		
LG08	Literature 8 PACE	\$3.30
LGK08	Literature 8 Key	\$3.30
REQUIRED RESOURCE BOOKS		
LRGR8-86	God's Adventurer	\$7.45
LRGR8-88	Little One, Maid of Israel	\$9.85
LRGR8-90	When Science Fails	\$6.55
LRGR8-92	Abraham Lincoln	\$8.75
LRGR8-94	Ann of Ava	\$9.85
LRGR8-96	In His Steps	\$9.85

MUSIC

Grade 1

Beginning in Music One teaches syllable shapes and kinds of notes. A particular color has been ascribed to each syllable shape, which expresses the general feeling of that tone. Recognition of shapes and their names are drilled in various ways throughout this set of 32 perforated worksheets, and later drill the different kinds of notes and their tone lengths.



MRS18110 Pupil/Teacher's Guide \$3.50

Grade 2


Beginning in Music Two is a set of 36 perforated worksheets, which review and drill syllable shapes and kinds of tones. Students advance and learn to draw shaped notes and characters showing note values, as well as how to draw and label rests. He will be drilled in writing the names and values of the notes.

Some musical ideas to use in developing the student's diatonic feeling are suggested in the teacher's guide for Grade 2.

MRS18210 Pupil/Teacher's Guide \$3.50


Grade 3

Beginning in Music Three is a set of 36 perforated worksheets preparing students for **Growing in Music, Book-One** by reviewing note shapes, note values and rests. Grade 3 teaches various musical terms in a simple manner such as the scale, the staff, lines, spaces, and measures. Accidentals are introduced in the last 9 lessons. The Grade 3 teacher's guide encourages spending considerable time developing the students' vocal abilities. Musical ideas, scale drills, and individual singing of the scale are various methods taught.



MRS18310 Pupil/Teacher's Guide \$3.50

Grades 4 & 5 Growing in Music consists of 4 books: student's textbook, workbook, test booklet, and teacher's manual. The textbook can be used for students who have had no prior music instructions. It teaches sound and tone properties, good singing habits, parts of the staff, the major diatonic scale, notes and rests, and rhythm. The back of the book contains exercises to help students learn the scale and simple rhythm patterns by sight-reading. Students learn to harmonize in parts with the section of rounds and two-part songs.



Growing in Music also has a 21-lesson workbook. The concepts taught in the textbook are drilled through exercises combined here.

Flashcard and a test booklet are also available.

The practical directions of the teacher's manual can be easily followed by someone who has never taught music before. The lessons for conducting singing periods are clearly explained. The manual includes various drills and quizzes, and the answer keys for the study questions, workbooks, and tests. **Silver Gems in Song** contain the suggested songs for Grades 4 & 5.

Growing in Music 4 & 5

MRS18510	Pupil Book	\$6.50
MRS18511	Workbook	\$2.50
MRS18591	Teacher's Manual	\$6.25
MRS18521	Tests	\$1.75
MRS18541	Flash Cards	\$10.50
MRS6530	Silver Gems in Song	\$ 4.50
MRS6816	Pitch Pipe	\$16.95

MUSIC

Grades 6 & 7

Developing in Music

consists of 4 books: student's textbook, workbook, test booklet, and teacher's manual. The rudiments of music taught in the textbook include: the staff and its parts, accidentals, the major and minor diatonic scales, the chromatic scale, key signatures, note values, measure structure, and expressive singing. The appendix gives sight-reading exercises, three-part songs, and a glossary.

The workbook has additional drills to reinforce the concepts the student textbook teaches.

The teacher's manual divides the work into 30 lessons and offers practical help for teaching the music class. The *Christian Hymnal* contains songs that relate to the lessons.

Developing in Music 6 & 7

MRS18601	Pupil Book	\$6.50
MRS18621	Workbook	\$2.50
MRS18691	Teacher's Manual	\$6.00
MRS18611	Tests	\$1.75
MRS6076	Christian Hymnal	\$11.50
MRS6816	Pitch Pipe	\$16.95

Silver Gems in Song


Silver Gems in Song is songs for children and youth. This book complements the music curriculum *Growing in Music*. Its 142 songs use shaped notes.

MRS6530	Silver Gems in Song	\$4.50
----------------	---------------------	--------

Christian Hymnal

The *Christian Hymnal* is a valuable collection of many familiar hymns not found in other books. This book complements the *Developing in Music* curriculum. Its 657 songs use shaped notes.

MRS6076	Christian Hymnal	\$11.50
----------------	------------------	---------



Grade 8


Maturing in Music, designed to follow *Developing in Music*, is set up in 5 units divided into 24 lessons. This book is written in a textbook-workbook combination where students will write their answers, providing them with their own music reference source. He will review and strengthen the concepts taught in the lower levels, as well as learn about characteristics of worthy hymn lyrics and church music, transposition keys, reading round notes, the minor and pentatonic scales, notation of rhythm, dynamics, and song interpretation.

The teacher's manual provides oral reviews, drills, lesson outlines, and teacher helps. Reduced copies of each student page with the answers filled in are included and additional notes of interest are given in the margins.

The *Church Hymnal* contains songs that relate to the lessons.

Maturing in Music 8

MRS188012	Pupil Book	\$8.25
MRS188912	Teacher's Manual	\$10.25
MRS188112	Tests	\$1.75
MRS6088	Church Hymnal	\$14.95
MRS6816	Pitch Pipe	\$16.95



9

GRADE NINE

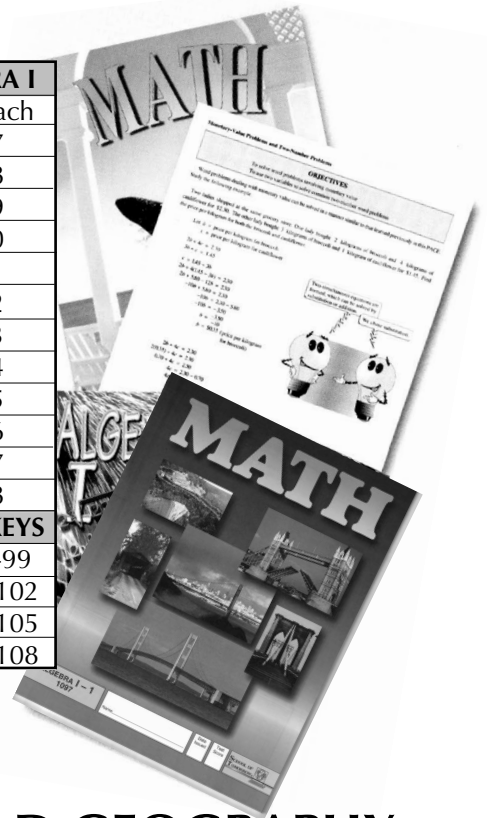
ALGEBRA 1

Basic algebraic concepts are introduced in a carefully structured way so as to make the learning material understandable. This curriculum includes principles for logically solving, transposing, and canceling algebraic equations.

The student works with:


- ✓ Monomial and polynomial expressions
- ✓ Algebraic addition, subtraction, multiplication, and division
- ✓ Factoring, quadratic equations, positive and negative numbers, averages, percents, interest, ratios, and proportions

ALGEBRA I
\$3.30 Each
M097
M098
M099
M100
M101
M102
M103
M104
M105
M106
M107
M108
SCORE KEYS
MK097-99
MK100-102
MK103-105
MK106-108



ENGLISH 9

In this course your students will enjoy learning about the history of the English language. They will also be challenged by the comprehensive review of grammar—including emphasis on basic sentence patterns and the eight parts of speech—review and practice of punctuation and capitalization along with verb conjugations. Writing skills are again emphasized as students are encouraged to think analytically and to write with clarity. This grade includes an in-depth study of two literature books, *The Swiss Family Robinson* and *Twice Freed*.

ENGLISH 9	SCORE KEYS	 <p>Indicate whether each description is setting, characters, or plot.</p> <p>(1) _____: After her husband and two sons die, Naomi, on her way back to her homeland, Ruth, one of her daughters-in-law, goes with her. In Judah, Ruth marries and gives birth to a son, the forefather of King David.</p> <p>(2) _____: Naomi, the widow of Elimelech; Ruth, the Moabitess; Boaz, the redeemer.</p> <p>(3) _____: Moab and Bethlehem around 1222 B.C.</p> <p>Refer to the book of Job, and indicate whether each description is setting, characters, or plot.</p> <p>(4) _____: Job, the Lord, Satan.</p> <p>(5) _____: The Land of Uz around 1500 B.C.—before the giving of the law.</p> <p>(6) _____: The Lord allows Satan to test Job through a series of personal tragedies and sufferings. Although Job does not understand why, he remains faithful to the Lord and experiences restoration.</p> <p>An X in the box indicates that all my scoring is correct and complete.</p> <p>Score pages 1, 2, 3, and 4.</p> <p>Correct mistakes.</p> <p>Restore.</p> <p><i>Swiss Family Robinson</i></p>
\$3.30 Each	\$3.30 Each	
E097	EK097-99	
E098	EK100-102	
E099	EK103-105	
E100	EK106-108	
E101		
E102		
E103		
E104		
E105		
E106		
E107		
E108		
REQUIRED RESOURCE BOOKS		
\$9.85 Each		
LRGR7-84	<i>Swiss Family Robinson, The</i>	
R10-108	<i>Twice Freed</i>	


WORLD GEOGRAPHY

Can you find Djibouti on a world map? What is the climate like in Afghanistan? What are the primary geographical features of Australia? How have the continents of Europe and Asia changed since the fall of communism? The answers to these questions, and much more, can be found in this world geography course. Included are:

- ✓ Reading, drawing, and interpretation of various kinds of maps and a continent-by-continent study of geography
- ✓ An exciting MAP MANIA, double-page world political map, and single-page climate and topographical maps

Revised 2018

WORLD GEOGRAPHY	SCORE KEYS
\$3.50 Each	\$3.50 Each
SSWG097	SSWGK097-99
SSWG098	SSWGK100-102
SSWG099	SSWGK103-105
SSWG100	SSWGK106-108
SSWG101	
SSWG102	
SSWG103	
SSWG104	
SSWG105	
SSWG106	
SSWG107	
SSWG108	



BIOLOGY

9

GRADE NINE

When God created our earth, He filled it with a vast array of living creatures. This course explores the wonders of that living Creation. Included are studies of birds, mammals, fish, amphibians, reptiles, sponges, coelenterates, mollusks, echinoderms, worms, arthropods, plants and microorganisms. A study of the human body includes the integumentary, skeletal, muscular, nervous, circulatory, respiratory, digestive, and endocrine systems. Genetics and embryology are incorporated into the study of the human reproductive system. Revised 2019-2020

BIOLOGY	
\$3.50 Each	
SB097	
SB098	
SB099	
SB100	
SB101	
SB102	
SB103	
SB104	
SB105	
SB106	
SB107	
SB108	
SCORE KEYS	
SBK097-99	
SBK100-102	
SBK103-105	
SBK106-108	

BIOLOGY LAB VIDEOS

The optional 24 videos are state of the art using full motion, colorful graphics, and lab experiments. Would you like your student to visit the Great Barrier Reef off the coast of Australia when he is studying the coral reefs? How about taking your student to the forested mountains of North America when he studies grizzly bears? He can even enter the teeming world of microbiology. Contact our office for availability.

ETYMOLOGY (WORD BUILDING 9)

This course leads students to an understanding of word origins. It also demonstrates the value in knowing those origins. There is an emphasis on learning the spellings, meanings, and functions of words. Practice exercises show the student how to avoid wordiness and how to be precise in the choice and use of words.

ELECTIVES

Students should add 1-2 elective courses in grade 9. See pages 42-48 for elective courses and descriptions.

ETYMOLOGY	SCORE KEYS
\$3.50 Each	\$3.50 Each
W097	WK097-99
W098	WK100-102
W099	WK103-105
W100	WK106-108
W101	
W102	
W103	
W104	
W105	
W106	
W107	
W108	

Using the root "grade" or "gress" and the meanings and functions of the prefixes and suffixes, choose the correct word from the box and write it on the line. Note: These definitions are linked and may not be the same as those on pages 30 and 31.

induction aggressive progress congressional aggression

from by degrees

(6) the act of taking steps up to

(7) taking steps forward

(8) having to do with those who step together in meetings

(9) to step aside from the main subject

(5) the act of stepping upward by a degree

(4) to step across the allowed boundary or limit

(10) What does the root "grade" or "gress" mean?

Score pages 32, 33, and 34. Correct mistakes Reason.

34

10

GRADE TEN

GEOMETRY


How were the ancient Greeks able to calculate the circumference of the Earth over two thousand years ago? With geometry. How many teens can logically come up with answers to the problems they face from day to day? This course:

- ✓ Develops the deductive reasoning powers of students
- ✓ Reviews previously learned material
- ✓ Introduces new concepts

The student learns:

- ✓ Properties and theorems and how to use them for solving problems
- ✓ To reason logically and systematically

Prerequisite: Algebra I



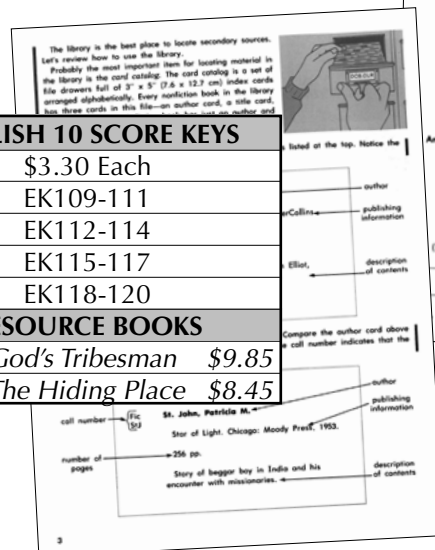

GEOMETRY	
\$3.30 Each	
M109	
M110	
M111	
M112	
M113	
M114	
M115	
M116	
M117	
M118	
M119	
M120	
SCORE KEYS	
MK109-111	
MK112-114	
MK115-117	
MK118-120	

ENGLISH 10


Give your students experience in several areas of writing. This course begins with an intensive study of the four kinds of paragraphs and practice writing each. From there, students move on to biography and autobiography, with a detailed reading and study of *God's Tribesman* and *The Hiding Place* providing examples. The course also includes poetic forms and poetry appreciation, but students especially enjoy and are challenged by the study of the various types of newspaper articles and techniques for writing them. Also included is practical application of library skills- how to locate and use the fiction section, reference books, and the *Reader's Guide to Periodical Literature*. Grammar is again an integral part of this course and special emphasis is placed on correct sentence structure and noun and verb functions, including verbals.

ELECTIVES

Students should add 1-2 elective courses in grade 10. See pages 42-48 for elective courses and descriptions.



ENGLISH 10	ENGLISH 10 SCORE KEYS
\$3.30 Each	\$3.30 Each
E109	EK109-111
E110	EK112-114
E111	EK115-117
E112	EK118-120
E113	RESOURCE BOOKS
E114	R404 <i>God's Tribesman</i> \$9.85
E115	R104 <i>The Hiding Place</i> \$8.45
E116	
E117	
E118	
E119	
E120	



ALGEBRA 2

This advanced study in algebra includes:


- ✓ Parabolas, hyperbolas, permutations, logarithms, and matrices

Student learns to operate with:

- ✓ Radicals, fractions, and equations
- ✓ Arithmetic and geometric sequences

The approach is practical, enabling the student to use his reasoning abilities. The program effectively equips your student with necessary knowledge to excel in the real world.

Prerequisite: Algebra I



ALGEBRA II	
	\$3.30 Each
	M121
	M122
	M123
	M124
	M125
	M126
	M127
	M128
	M129
	M130
	M131
	M132
SCORE KEYS	
	MK121-123
	MK124-126
	MK127-129
	MK130-132

ENGLISH 11 AMERICAN LITERATURE

How has America's history affected its literature? Students find out as they follow the chronological presentation of American literature in this course. Included are Christian writers whose works are not found in most other American literature courses. Students learn how to evaluate an author's philosophy and style. Appropriate writing activities provide challenging experiences in various writing genres.

Each unit incorporates a review of grammar. Emphasis and detailed instruction is given in essay writing. Research paper preparation is explained and visualized as a step-by-step process. **In His Steps** is a required resource book for this level.

ENGLISH 11	SCORE KEYS
\$3.30 Each	\$3.30 Each
E121	EK121-123
E122	EK124-126
E123	EK127-129
E124	EK130-132
E125	
E126	
E127	
E128	
E129	
E130	
E131	
E132	

RESOURCE BOOK
LRGR8-96 *In His Steps* (1129) \$9.85

Keep in mind that Roman numeral divisions of the outline represent the broadest or most general divisions of the paper. As the outline is developed, it becomes increasingly specific. Each related subpoint narrows the broader subject more and more. This approach is somewhat like looking at a forest from a distance and seeing only a mass of trees. The closer one gets to the forest, the more detail he observes. The forest now consists of various types of plants and animals. A similar result occurs as an outline from the broad main points to the details, which are expressed in Arabic numerals.

BE CAREFUL AT THE DEVELOPMENT OF ROMAN NUMERAL I IN THE OUTLINE. HOW THE BROAD DIVISIONS ARE MADE MORE SPECIFIC WITH ARABIC DIVISION.

Organizing the leadership

A. Type of school

1. Church-school
2. Parent-society school

B. Type of administration

1. Pastor
2. Nonchurch-related administrator
3. School board

C. State and local requirements

1. Zoning laws
2. Health and safety regulations
 - a. Fire code
 - b. Asbestos inspection

II. Promoting the school

A. Kinds of promotions

1. Brochures
2. Newspaper advertisements
3. Radio and television

NOTE: Topics should be in outline form. For example, "Church-school" or "parent-society school" are nouns. If they should be adjectives, they should be adjectives.

REMEMBER: One subpoint should have a "B." There must not be two "B."s in one outline point.

The following essential steps for writing a research paper were covered in PACE 1131. They must have been completed before you may continue.

4. Read and take notes.

a preliminary outline and statement.

a bibliography.

or topic.

explained and the research paper completed. The

the final draft with notes and bibliography.

A draft

the

Final Outline

If your note-taking, and make any necessary changes as necessary. Then complete the final outline and with your outline points.

your research paper, thesis statement, and final outline, ask your supervisor to approve it. (If more space is it to page 3. You may also complete this activity on

Ask your understanding and knowledge: *Is Faith in Faithless. Proverbs 15:14*

David and Goliath

Proud from the southern hill a giant strode,
Dart'd his pale foe, and brav'd the arm of God.
Vast were his limbs, for war and ruin made;
His towering stature cast a long, dark shade;
His eye glar'd fury, and his buckler's gleam,
Flam'd like a cloud before the setting beam.
A youth, in nature's prime, oppos'd his arm,
To the dire threatnings of the lowering storm:
Bold but not rash, and without terror mild,
By his strong hand, and without rapid lightning, flung
Full on the giant's front a pebble sung:
Like some tall oak the mighty warrior fell,
And with shrill thunders rang his clashing steel.
At once the heathens fled; their foes pursued,
And boundless deserts the crimson fields bestrew'd.

THINK! (3) Who was Timothy Dwight's grandfather?

Please continue on the next page.

CHEMISTRY

Students are given a solid introduction to the science of chemistry. All units view the material from a biblical perspective and provide necessary helps. This course covers:

- ✓ Organic and inorganic chemistry
- ✓ Periodic Table of the Elements
- ✓ Biochemistry
- ✓ Properties of metals, nonmetals and metalloids
- ✓ Molecular bonding
- ✓ Chemical reactions
- ✓ Chemical equilibrium
- ✓ Gas laws
- ✓ Thermodynamics
- ✓ Electrochemistry
- ✓ Acids and bases
- ✓ Nuclear chemistry
- ✓ Quantitative and qualitative analysis
- ✓ Balancing of chemical equations

Prerequisites: Biology, Physical Science and Algebra I.

CHEMISTRY LAB VIDEOS

The videos give your students the opportunity to observe virtual "hands-on" experimentation. Includes quick, easy access to all lab experiments, and features chapters on: separating mixtures, lab safety, reaction stoichiometry, the titration of an acid and a base, electrochemistry, flame tests, carbon, preparation of casein glue, and more. Labs range from approx. 2 min to 16 min.

Contact our office for availability.

CHEMISTRY
\$3.50 Each
SC121
SC122
SC123
SC124
SC125
SC126
SC127
SC128
SC129
SC130
SC131
SC132
SCORE KEYS
SCK121-123
SCK124-126
SCK127-129
SCK130-132



AMERICAN HISTORY

An appreciation for biblical influence develops as the student views American history from the Colonial period to the present. Beginning with discovery of the New World, the study includes the War for Independence, the Jackson era, the War Between the States, the two World Wars, America's foreign relations after World War II, the Cold War, space exploration, Civil Rights, the United Nations, Watergate, and the awakening which continued on from 1970.

American History	SCORE KEYS
\$3.50 Each	\$3.50 Each
SSHAN121	SSHANK121-123
SSHAN122	SSHANK124-126
SSHAN123	SSHANK127-129
SSHAN124	SSHANK130-132
SSHAN125	
SSHAN126	
SSHAN127	
SSHAN128	
SSHAN129	
SSHAN130	
SSHAN131	
SSHAN132	

ELECTIVES

Students should add 1-2 elective courses in grade 11. See pages 42-48 for elective courses and descriptions.

12

GRADE TWELVE

TRIGONOMETRY

Prerequisite: Algebra I, Geometry, and Algebra II Trigonometry is a six-PACE, interactive learning experience for the student. Through the use of a graphing calculator, the student is able to solve realistic problems about our universe.

The student learns to:

- ✓ Find unknown measurements involving triangles.
- ✓ Determine the values of the trigonometric functions for any angle.
- ✓ Establish and use trigonometric identities.
- ✓ Graph trigonometric functions with and without a graphing calculator.
- ✓ Use the inverse trigonometry functions to find angle measures.
- ✓ Solve equations involving the trigonometric functions.
- ✓ Graph functions in the polar plane.
- ✓ Perform operations with complex numbers.
- ✓ Recognize how trigonometry models our world.

This course reflects the use of a TI-83 Plus or TI-84 Plus graphing calculator.

TRIGONOMETRY
\$3.50 Each
M133
M134
M135
M136
M137
M138
SCORE KEYS
M133-135
M136-138

ENGLISH 12 ENGLISH LITERATURE

Do your students know what constitutes good literature? They will learn as they complete our 12th Grade English course. All twelve PACEs provide examples and analysis of the best literature from various writers and literary periods of British literature. Students learn how to evaluate a writer's style and technique and find reading of classical works enriching and enlightening. Along with reading comes opportunity for self-expression as students write summaries, comparisons, contrasts, sketches, and evaluations. Grammar is an integral part of the course with thorough review of parts of speech, sentence structure, and proper usage. Most unique is that the text for grammar exercises provides the biblical perspective of life principles. Writing skills are covered along with basics of speech preparation and presentation.

ENGLISH 12	SCORE KEYS
\$3.30 Each	\$3.30 Each
E133	EK133-135
E134	EK136-138
E135	EK139-141
E136	EK142-144
E137	
E138	
E139	
E140	
E141	
E142	
E143	
E144	

REQUIRED RESOURCE BOOKS	
R140	<i>Rime of the Ancient Mariner, The</i> \$9.85
R141	<i>Silas Marner</i> \$9.85

U.S. CIVICS

Do your students realize they have a responsibility toward their government? Do they know enough about their government to understand its processes? This course will help prepare them by providing a study of the historical foundations of our government. No resource books are necessary. (1/2 credit)

U.S. CIVICS
\$3.50 Each
SSUSC133
SSUSC134
SSUSC135
SSUSC136
SSUSC137
SSUSC138
SCORE KEYS
SSUSCK133-135
SSUSCK136-138

ELECTIVES

Students should add 2-3 elective courses in grade 12. See pages 42-48 for elective courses and descriptions.

ELECTIVES

Bible Electives

ELECTIVES

Successful Living (1 credit)

Successful Living is a study in the first nine chapters of Proverbs. The course encourages the student to have proper attitudes and levels of commitment culminating in using wisdom in life choices.

SUCCESSFUL LIVING
\$3.60 Each
BSL1
BSL2
BSL3
BSL4
BSL5
BSL6
BSL7
BSL8
BSL9
BSL10
BSL11
BSL12
SCORE KEYS
BSLK1-3
BSLK4-6
BSLK7-9
BSLK10-12

NEW TESTAMENT SURVEY
\$3.50 Each
BNTS097
BNTS098
BNTS099
BNTS100
BNTS101
BNTS102
BNTS103
BNTS104
BNTS105
BNTS106
BNTS107
BNTS108
SCORE KEYS
BNTSK097-99
BNTSK100-102
BNTSK103-105
BNTSK106-108

New Testament Survey (1 credit)

Twelve new character traits are taught with Biblical facts and activities in this color edition. This course is designed to introduce the student to the penman, the place, the period, the problem, the peculiarities, the purpose, and the plan of each book. It contains a special project the student must accomplish before completing the test.

Revised 2017

OLD TESTAMENT SURVEY
\$3.50 Each
BOTS109
BOTS110
BOTS111
BOTS112
BOTS113
BOTS114
BOTS115
BOTS116
BOTS117
BOTS118
BOTS119
BOTS120
SCORE KEYS
BOTSK109-111
BOTSK112-114
BOTSK115-117
BOTSK118-120

Old Testament Survey (1 credit)

A comprehensive course that will provide the high school student with a book-by-book understanding of the Old Testament. The chronology, history, setting, and content of the Old Testament are examined in such a way that the student's comprehension is increased. Of special interest are Old Testament covenants and time periods.
Revised 2018-2019

RESOURCE BOOK
R155 Halley's Bible Handbook (optional) \$15.99

RESOURCE BOOK
R155 Halley's Bible Handbook (optional) \$15.99

New Testament Church History (1 credit)

A fascinating study tracing the roots of church history. The approach develops in the student an appreciation of the role of the church from its earliest days. Intended for the upper-level high school student, the subject matter explains God's plan for the formation and spread of the church and the extension of the Gospel.

NEW TESTAMENT CHURCH HISTORY
\$3.30 Each
BNTCH121
BNTCH122
BNTCH123
BNTCH124
BNTCH125
BNTCH126
BNTCH127
BNTCH128
BNTCH129
BNTCH130
BNTCH131
BNTCH132
SCORE KEY
BNTCHK121-132

ANABAPTIST NEW TESTAMENT HISTORY
\$3.50 Each
BANTCH097
BANTCH098
BANTCH099
BANTCH100
BANTCH101
BANTCH102
BANTCH103
BANTCH104
BANTCH105
BANTCH106
BANTCH107
BANTCH108

ANABAPTIST NEW TESTAMENT HISTORY (1 credit)

This twelve PACE course written by William McGrath gives the student a basic overview of New Testament Church History from an Anabaptist point of view. The student will gain an understanding of the different church ages and be able to trace their chronology through history.

SCORE KEYS
BANTCHK097-99
BANTCHK100-102
BANTCHK103-105
BANTCHK106-108

ELECTIVES

Bible Electives

Life of Christ (1 credit)

Written on the senior high school level, this course will greatly increase the student's understanding of the Gospels. As he studies the background of the Gospels, the world as it was in Christ's day, the Jews - their characteristics and habits - and aspects of Christ's life, ministry, death, and resurrection, he gains insights that will enhance his personal walk with the Savior.

Revised 2020-2021

LIFE OF CHRIST
\$3.50 Each
BLOC133
BLOC134
BLOC135
BLOC136
BLOC137
BLOC138
BLOC139
BLOC140
BLOC141
BLOC142
BLOC143
BLOC144
SCORE KEYS
BLOCK133-135
BLOCK136-138
BLOCK139-141
BLOCK142-144

RESOURCE BOOK
R155 <i>Halley's Bible Handbook (optional)</i> \$15.99

Christian Growth (1/2 credit)

These PACEs introduce the student to books by leading Christian authors on aspects of living a triumphant Christian life. Books used with the PACEs provide examples and practical, realistic information that is motivational as well as inspirational.

CHRISTIAN GROWTH
\$3.30 Each
BCG133
BCG134
BCG135
BCG136
BCG137
BCG138
SCORE KEY
BCGK133-138

RESOURCE BOOKS
BCGR133 <i>School of Obedience, The</i> \$8.75
BCGR135 <i>Nervous Christians</i> \$9.85
BCGR136 <i>Spirit-Controlled Temperament</i> \$12.95
BCGR137 <i>When a Christian Sins</i> \$7.45
BCGR138 <i>This Way to Happiness</i> \$7.65
BCGR140 <i>The Hour That Changes the World</i> \$12.45

ELECTIVES

Introduction to Missions (1/2 credit)

Missionary biography and autobiography have long been recognized as an important key to touch the heart and introduce people to worldwide missions. In this course, the student gains an appreciation of what has helped shape the course of mission work.

INTRODUCTION TO MISSIONS
\$3.30 Each
MS141
MS142
MS143
MS144
MS145
MS146
SCORE KEY
MSK1-6
RESOURCE BOOKS
MSR1 <i>Peril by Choice</i> \$10.95
MSR2 <i>Peace Child</i> \$15.95
MSR3 <i>Beyond the Next Mountain</i> \$9.85
MSR4 <i>C.T. Studd</i> \$11.95
MSR5-1 <i>The Triumph of John & Betty Stam</i> \$9.85
MSR5-6 <i>Give Up Your Small Ambitions</i> \$9.85
MSR6 <i>Flagellant on Horseback</i> \$9.85

*And He shall be
like a tree planted
by the rivers of water,
that bringeth forth
His fruit in His
season; His leaf also
shall not wither;
and whatsoever He
doeth shall prosper.
Psalms 1:3*

ELECTIVES

Business Electives

**General Business
(1 credit)**

A study introducing the upper-level high school student to the world of business: markets, consumer studies, advertising, corporations and industries, careers in business, production, labor, federal control, international business, banking, and finance.

GENERAL BUSINESS	
	\$3.30 Each
	GB097
	GB098
	GB099
	GB100
	GB101
	GB102
	GB103
	GB104
	GB105
	GB106
	GB107
	GB108
SCORE KEYS	
	GBK097-102
	GBK103-108

Accounting (1 credit)

These Alpha Omega LIFEPACS are sold in sets only and provide a good basis for the student in learning accounting skills. Included are:

- An accounting overview
- Starting an accounting system
- Analyzing and journalizing transactions
- Posting to the general ledger
- Preparing the worksheet
- Financial statements
- Adjusting and closing entries
- Payroll records
- Payroll accounting, taxes, and reports
- Business simulation

ACCOUNTING		
AOACCSET	Accounting AO LIFEPAC Kit	\$84.95
	Key	\$21.35
	Set	\$89.95

ALPHA OMEGA ELECTIVES	
1/2 credit courses	
Kits w/o Teacher Key	\$40.25
w/ Teacher Key	\$48.95
Teacher Key	\$11.25
1 credit courses	
Kits w/o Teacher Key	\$84.95
W/ Key	\$89.95
Key	\$21.35

Business Math (1 credit)

A broad review of general math sets the stage for a study that helps the student apply learned skills to various practical situations in the home and business world. Students master concepts such as checkbook reconciliation, budget preparation, calculation of discounts, and insurance acquisition.

BUSINESS MATH
\$3.50 Each
MB01
MB02
MB03
MB04
MB05
MB06
MB07
MB08
MB09
MB10
MB11
MB12
SCORE KEYS
MBK01-03
MBK04-06
MBK07-09
MBK10-12

Alpha Omega Electives

These LIFEPAC format courses are sold as kits and can be used for the student that needs extra credit.

Mankind: Anthropology 7 Sociology (1/2 credit)

This 1/2 credit course covers the origin, fall, re-creation, and mission of Mankind. The course proceeds with the Anthropology & Sociology of man in groups, in the United States, and on the Earth.

Astronomy (1/2 credit)

Astronomy is a 1/2 credit course that is fascinating to the student and helps them to capture how Earth functions in our solar system. Astronomy details the earth's motion, eclipses, and the solar system. The student learns astronomy in relationship to the stars and earth in space.

Geology (1/2 credit)

Have you ever challenged someone to find a fossil and then wondered yourself where it came from? In this course the student learns about both physical and historical geology. The student also learns how geology impacts Oceanography, the atmosphere, and our earth's climate.

Family and Consumer Science (1 credit)

LIFEPAC Family and Consumer Sciences teaches about cooking, applying first aid skills, and getting a job. This practical course for grades seven through twelve gives students the lifelong skills needed to make solid financial decisions, develop good character qualities, and build Christian relationships.

ELECTIVES

Government Electives

Collectivism (1/2 credit)

This course traces the history of collectivism, starting with the revolt of Satan and the subsequent fall of man. It concludes with a detailed look at the major twentieth-century "isms." The study is designed to give the student an awareness of the humanistic aspects of "ism" ideologies from a biblical point of view.

COLLECTIVISM
\$3.30 Each
SSCL133
SSCL134
SSCL135
SSCL136
SSCL137
SSCL138
SCORE KEYS
SSCLK133-35
SSCLK136-38

The Constitution (1/2 credit)

A detailed study on the origins and foundations of the Constitution, the organization and administration of the legislative, executive, and judicial branches of government as outlined in the first three articles of the Constitution, and the meaning and application of the remainder of the Constitution are taught here.


THE CONSTITUTION
\$3.30 Each
SSC133
SSC134
SSC135
SSC136
SCORE KEYS
SSCK133-35
SSCK136

ELECTIVES

Health Electives

Health (1/2 credit)

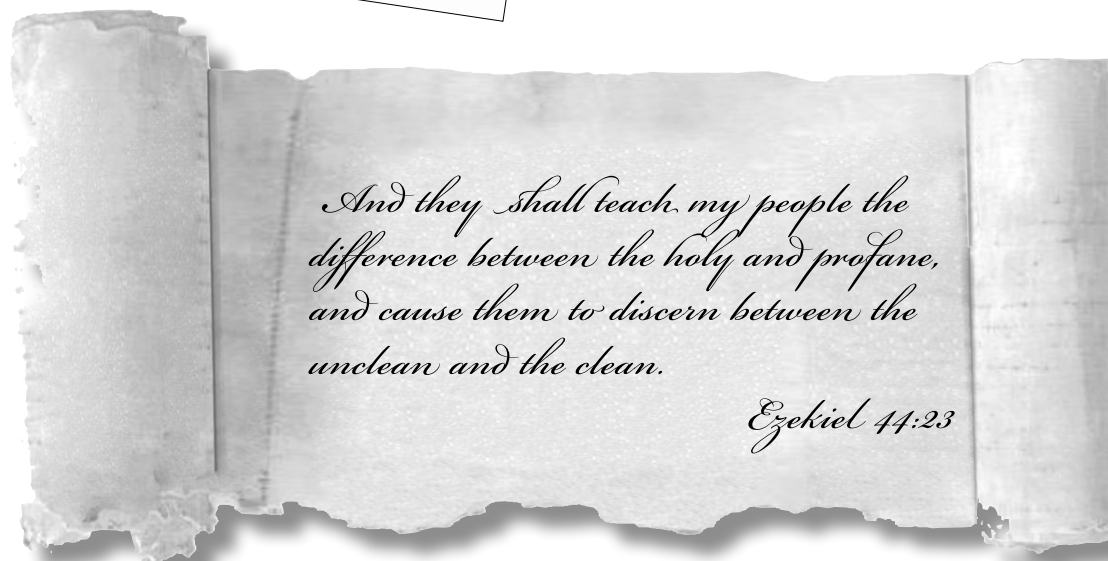

Health issues of vital concern to the well-being of the body are covered in this course. Material includes: basic information about the human body- its functions and limitations, malnutrition, nutrition and the well-balanced diet, exercise and physical fitness, CPR (cardiopulmonary resuscitation), first aid and safety, health hazards, cancer, heart disease, and AIDS.



Nutrition Science (1/2 credit)

A practical course that includes projects and recipes can be used as a 1/2 year credit in Science, Health, or Economics. This course is in the PACE format.

NUTRITION SCIENCE
\$3.60 Each
NS1
NS2
NS3
NS4
NS5
NS6
SCORE KEYS
NSK1-3
NSK 4-6



Speech (1/2 credit)

The basics of effective speaking are covered in this course with such fundamentals as: stage presence, diaphragmatic breathing, articulation, effective gestures, and inflection. The achievement of vocal purity, variety in pitch, pronunciation, and the best choice of vocabulary- all this is a part of this PACE course.

Included is training in facial expressions, correct posture, and eye contact. The student is instructed in how to deal with stage fright, how to convert nervous tension into positive energy, and how to relax and express emotion and enthusiasm. So that the individual can approach an audience with confidence, he is shown how to mark a script, provided with tips on memorization skills, given rehearsal tips and self-evaluation help. Students learn how to apply what they have been taught in the PACEs through the presentation of speeches.

Videos of sample presentations offers hands-on experience in platform performance. It is recommended that an adult be assigned to monitor the student's progress in this course. *Contact our office for availability.*

Famous Speeches

A collection of famous speeches by great preachers and statesmen with selected portions from the Bible. Speeches include those of William Jennings Bryan, Edmund Burke, John Calvin, Winston Churchill, Jonathan Edwards, Warren G. Harding, Patrick Henry, Herbert Hoover, Abraham Lincoln, Martin Luther, General Douglas MacArthur, James Madison, Theodore Roosevelt, Charles H. Spurgeon, Billy Sunday, George Washington, Daniel Webster, and others. A valuable resource for your speech course.

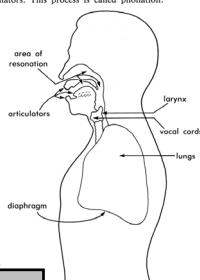
ELECTIVES

SPEECH	
\$3.30 Each	
ESPE1	
ESPE2	
ESPE3	
ESPE4	
ESPE5	
ESPE6	
KEYS	
ESPK1 1-3	
ESPK2 4-6	
ADDITIONAL RESOURCES	
ESPR182 Famous Speeches	\$4.55

II. VOICE PRODUCTION

The voice is produced by vibrations of the vocal cords as they are stimulated by air flow and pressure. As the diaphragm is relaxed, pressure from abdominal organs forces the lungs to deflate. Air is then forced through the larynx which houses the two muscular bands, or more accurately "folds," often called the vocal cords. These folds respond to the air pressure by vibration, which in turn produces sound waves. These tones proceed through the upper throat and mouth and are amplified and enriched by resonators and articulators. This process is called phonation.


Voice sounds are produced by muscles; thus they are as weak or strong as the muscles which produce them. The voice cannot be developed without exercising these muscles. While speaking, these muscles must be strong and controlled but not tense. Harshness, rapidness, and many impurities of tone will override the qualities in your voice if you unnaturally restrict the flow of air as it passes through the larynx and voice box. If this area of the throat is relaxed, the tones produced will have the quality you and your audience desire. The goal in voice production is the total



T ANSWER. _____ of the

(16) The vocal cords vibrate because of the air flow and _____.

(17) The _____ should produce the pressure to the lungs.





Creative Communication Skills

(1/2 credit)

A speech course designed to help your student prepare and present a captivating story. Written in a PACE format, the workbooks include links to online videos illustrating the concepts being taught with suggestions for group activities for families, small groups, or even classroom style settings.

- Importance of being able to hold the attention of an audience
- How to develop a meaningful story
- Essential steps in preparing a captivating story
- Presentation skills
- Bible stories



Unit 1 — Importance of being able to hold attention of an audience.

- A message from the Author
- Selecting your story
- Adapting your presentation
- Freestyle storytelling

Unit 4 — Presentation skills:

- Imagination
- Facial expression
- Body movements
- Your voice
- The pause

Unit 2 — How to develop a meaningful story.

- Good beginnings
- Pulling your listeners in
- Powerful endings
- A lasting impression

Unit 5 — Presentation skills:

- Dealing with nervousness
- Developing confidence
- Using a microphone
- Telling personal stories

Unit 3 — Essential steps in preparing a captivating story:

- Researching the facts
- Eliminating needless details
- Adding description
- Audience participation

Unit 6 — Bible Stories

- Learn them
- Tell them
- Use them
- Experience the power of a Bible story simply told!

CREATIVE COMM.	
\$3.60 Each	
CCS1	
CCS2	
CCS3	
CCS4	
CCS5	
CCS6	
KEYS	
CCSK 1-6	

ELECTIVES

Fine Arts Electives

Beginning Art (1 credit)

A course designed to introduce the junior high school student to the world of art and its techniques: the tools of art, shapes, line variation and shading, texture, the color wheel, landscapes, head shapes, focal points, perspective, flannel boards, and lettering. It is intended to give the student a good understanding of the concepts of art.

BEGINNING ART
\$3.30 Each
AR073
AR074
AR075
AR076
AR077
AR078
AR079
AR080
AR081
AR082
AR083
AR084

Advanced Art (1 credit)

Advanced studies in art that increase the high school student's appreciation for art with an emphasis on the symbols, shapes, observation and perspective, light and shade, variety and mood, color, the drawing of people and clothes, landscapes, lettering, and layouts.

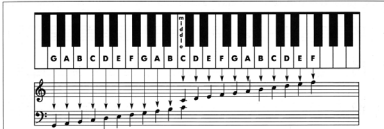
ADVANCED ART
\$3.30 Each
AR097
AR098
AR099
AR100
AR101
AR102
AR103
AR104
AR105
AR106
AR107
AR108

Music (1/2 credit)

If you don't know the difference between a sharp and a flat, an oboe and a clarinet, a tenor and a bass, or a symphony and an opera, this course is for you! Designed for the serious music student, this course can also be a tremendous teaching tool for music teachers and church or school choir directors. The student is introduced to various kinds of instruments and is taught how to read music, find notes on a keyboard, and learn to recognize notes, key signatures, and time signatures.

MUSIC
\$3.30 Each
MU1
MU2
MU3
MU4
MU5
MU6
MUSIC KEYS
MUK1 1-3
MUK2 4-6
DVDS
\$9.85 Each
MUCDP6
MUCDTEST
MUCDSET \$19.70

The final PACE, *Developing an Appreciation for Music*, presents biographies of well-known composers, and requires two CDs with one or more selections by each composer. The student is tested on his ability to recognize theme music from some of the selections.



The music alphabet consists of the first seven letters of the alphabet. These seven letters identify the names of all lines and spaces of both the treble and bass staves. The sequence of lines and spaces (moving upward) is A, B, C, D, E, F, G. The sequence is then repeated.

The illustration above shows the location of the notes on a grand staff and on a keyboard. The first (bottom) line of the bass keyboard. The first (bottom) space is A, and the spaces are on the with A, ger line, and the D a line or


space of other staff, but are between the staffs. Additional ledger lines may be added above the treble clef or below the bass clef. The names of the notes on these lines and spaces can be determined if you remember the sequence of the letter names of the lines and spaces.

Because the treble and bass clefs were originally one continuous staff, the names of the lines and spaces of the bass staff are different from those of the treble staff. If you have difficulty remembering the names of the lines and spaces, the following acrostics may help you. You should, however, learn to recognize the notes by their location without having to "count up" lines or spaces.


Lines	Spaces
Big Dogs Fight Animals	All Cows Eat Grass
Good Boy Does Fine	FACE (face)

(bottom) line of the treble clef is _____; the letter name of the line is _____.

names of all lines and spaces on the staves below.

(3) 

17 Please continue on the next page.



ELECTIVES

ELECTIVES

Language Electives

French I (1 credit)

The high school student is introduced to the French language, with special emphasis on developing good reading skills. Upon completion the student should have an understanding of the *accidence* [inflection of words] of the French language and will have had several opportunities to utilize the lessons learned through practice reading and taped lectures. **Video is required.** Contact our office for availability.

FRENCH I	
\$3.30 Each	
FLFSP097	
FLFSP098	
FLFSP099	
FLFSP100	
FLFSP101	
FLFSP102	
FLFSP103	
FLFSP104	
FLFSP105	
FLFSP106	
FLFSP107	
FLFSP108	
KEYS	
FLFK097-102	
FLFK103-108	

Spanish I (1 credit)

The exciting Spanish I course represents a first in the Video-Activity Pac format. The videos present the instructional content and the Activity Pacs provide the drill and learning activities. The course consists of 12 instructional videos, 12 Activity Pacs, and 4 Score Keys.

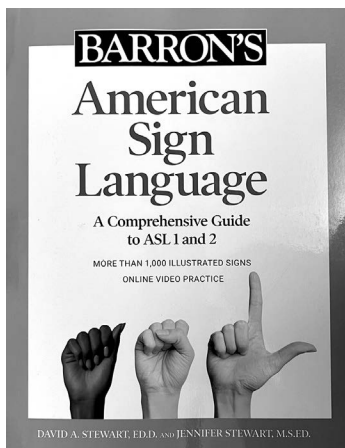
You will appreciate the special features included in this unique instructional design that provides academic excellence with biblical emphasis and wisdom principles. High school students will enjoy learning conversational Spanish and Spanish grammar with this all-new innovative Spanish I course. **Videos are required.** Contact our office for availability.

SPANISH I ACTIVITY PACS	
(Videos Required)	
\$3.30 Each	
FLS01	
FLS02	
FLS03	
FLS04	
FLS05	
FLS06	
FLS07	
FLS08	
FLS09	
FLS10	
FLS11	
FLS12	
SPANISH I KEY	
FLSK01-3	
FLSK04-6	
FLSK07-9	
FLSK10-12	

Sign Language Course (2 credit)

This brand new book includes comprehensive instruction and online graded video practice quizzes, plus a comprehensive final video exam. Topics cover the Deaf culture and community, ASL Grammar, fingerspelling, combining signs to construct detailed sentences, Everyday ASL, and much more. There are more than 1,000 illustrations of signs with instructions on movement--step-by-step with dialogue, tip boxes, and practice exercises and quizzes throughout to reinforce retention and to track your progress.

SIGN LANGUAGE		
FLSL	American Sign Language	\$29.99



COLLEGE COURSES

GREEK I	
\$3.30 Each	
CG121	
CG122	
CG123	
CG124	
CG125	
CG126	
CG127	
CG128	
CG129	
CG130	
CG131	
CG132	
SCORE KEYS	
CGK121-126	
CGK127-132	

Bible

Greek I & Greek II

An introductory course in the Greek of the New Testament designed to enable the student to read from the Greek New Testament. Vocabulary, grammar, and accidence are the major studies, ending with an application of all grammar learned by translating I John. (May be waived by a student who

GREEK II	
\$3.30 EACH	
CG11-CG20	
CGK11-15	
CGK 16-20	

has previous college credit or who has shown proficiency in Basic Greek.)

RESOURCE BOOKS		
CGIR1-11	Greek New Testament	\$9.95
CGIR480	Greek Handbook	\$6.55

Mathematics

College Mathematics I

This introduction to various mathematical concepts covers such topics as sets, logic, functions, and mathematical systems.

COLLEGE MATHEMATICS I	
\$3.30 Each	
CM01	
CM02	
CM03	
CM04	
CM05	
CM06	
CM07	
CM08	
CM09	
CM10	
SCORE KEYS	
CMK01-5	
CMK06-10	

English

English Composition I

This study is of the fundamentals of English composition: grammar, parts of speech, punctuation, mechanics, spelling, and the actual construction of sentences, paragraphs, and compositions.

English Composition II (NEW)

This course is designed to aid the student in developing his writing skills. The techniques of effective writing such as introductions, outlines, storytelling, comparison and contrast, and many other features which are essential to a good piece of literature are covered.

ENGLISH COMPOSITION II	
\$3.50 Each	
CEC201	
CEC202	
CEC203	
CEC204	
CEC205	
CEC206	
CEC207	
CEC208	
CEC209	
CEC210	
SCORE KEYS	
CECK201-5	
CECK206-10	

ENGLISH COMPOSITION I	
\$3.30 Each	
CEC101	
CEC102	
CEC103	
CEC104	
CEC105	
CEC106	
CEC107	
CEC108	
CEC109	
CEC110	
SCORE KEYS	
CECK101-5	
CECK106-10	

PRECALCULUS	
\$3.30 Each	
CMPC11	
CMPC12	
CMPC13	
CMPC14	
CMPC15	
CMPC16	
CMPC17	
CMPC18	
CMPC19	
CMPC20	
SCORE KEYS	
CMPCK11-15	
CMPCK16-20	
CMPSCK1115 11-15	
CMPSCK1620 16-20	

Precalculus

This course readies the student for college-level calculus. The material covers the scope of trigonometry- the functions, inverse functions, combination functions, coordinates, and the function laws.

Physical Science

Introduction to Physical Science

A course introducing the student to various areas of science from a biblical viewpoint.

PHYSICAL SCIENCE	
\$3.50 Each	
CPS01	
CPS02	
CPS03	
CPS04	
CPS05	
CPS06	
CPS07	
CPS08	
CPS09	
CPS10	
SCORE KEYS	
CPSK1-5	
CPSK6-10	

RECORD KEEPING FORMS

Annual Forms Package (one per student)


Item # HSAFP421 \$6.85

Contents:

- 4 - Quarterly Report Forms
- 20 - Goal Charts
- 1 - Student Progress Chart
- Supply of Stars

Individual Forms

FRB158	Progress Report	.35
FRB150E	Goal Charts	.20
FRB102	Student Progress Chart	.35
FRB200	Quarterly Report Forms	.35
0138	Stars (assorted) (70)	.50




ACCESSORIES

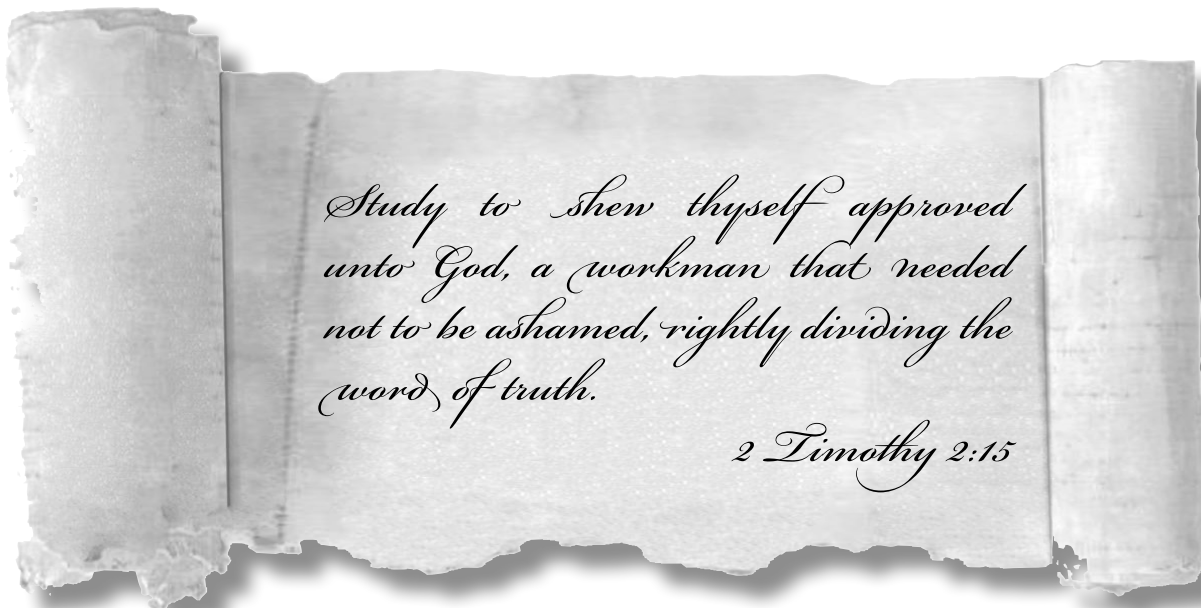
Stars
Self sticking, 1/2" size
color-coded for Student
Progress Chart (280/pkg.).
Colors: Gold, red, green,
blue, purple, silver, yellow,
and assorted.

STARS	
	\$2.75 Each (280)
0131	Gold Stars
0132	Red Stars
0133	Green Stars
0134	Blue Stars
0135	Purple Stars
0136	Silver Stars
0137	Yellow Stars
0138	Assorted Stars

Stickers
Bible (150/pkg.)
stickers specially
made to fit the
Student Progress
Chart- just peel and
stick.



STICKERS		
070	Bible Stickers (150)	\$1.65



ORDERING INFORMATION

Various ordering methods include:

ON-LINE: www.BasicChristianEducation.com • **FAX:** You may FAX orders to us at (937) 548-1165.
PHONE: (937) 548-1155 • **E-MAIL:** You may e-mail your order to bce@BasicChristianEducation.com.
MAIL: Complete your own order form. Enter the item numbers corresponding with the items ordered.
MAIL To: 7511 Palestine-Union City Rd., Greenville, OH 45331.

- Remittances must be paid in U.S. dollars. • Prices are subject to change without notice.
(We accept VISA, MasterCard, Amex, or Discover credit or debit cards.)

Shipping Information

1. Shipping charges are charged to each invoice.
BCE will pay the shipping costs on back orders.
2. Items will be shipped the least expensive way, unless otherwise requested.

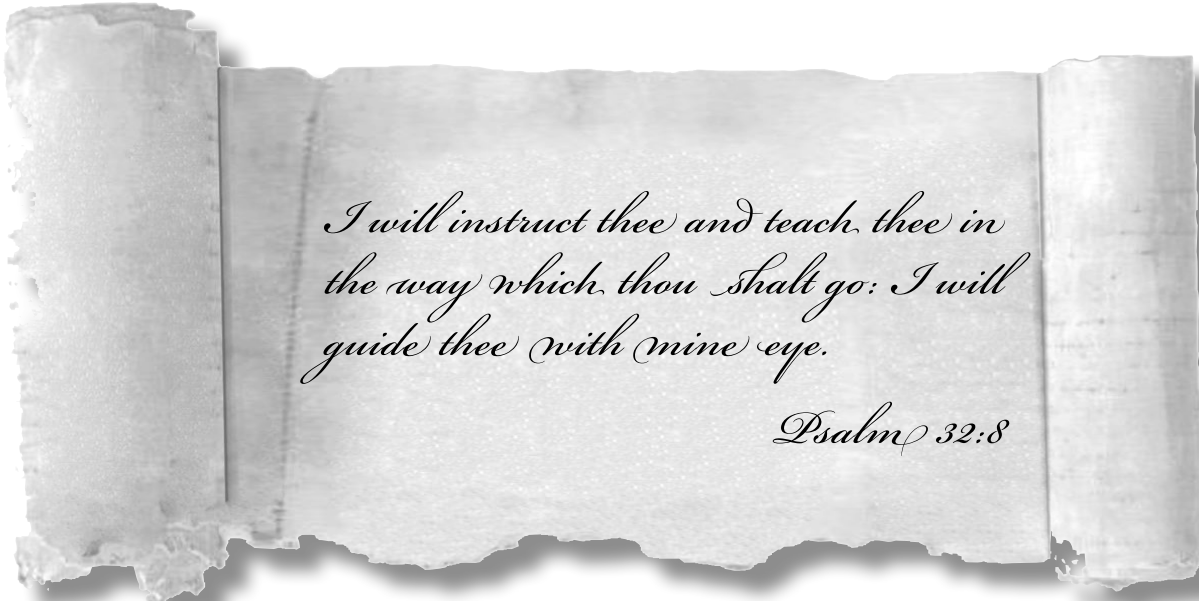
Returns

1. Basic Christian Education accepts returns from customers for materials purchased **within the last 90 days**. Materials must be returned in saleable condition, unmarked, unstamped, with no sign of shelf wear or odors.
Note: If PACE Test has been detached from the staples, the PACE is nonreturnable.
 - a. A 20% restocking fee or a minimum \$15.00 fee will be charged for each return.
 - b. Not acceptable for credit are disks, training materials, printed forms, and individual components of sets or kits.
 - c. Registration fees are not refundable.

Claims

We take great care in filling, checking, and packaging your order. However, sometimes errors are made.

1. **PACKING LIST - Verify your order upon receipt.**
Back orders will be shipped when available. Basic Christian Education will pay the shipping costs on back orders.
2. **MISSING OR DEFECTIVE MATERIALS -** Items should be brought to the attention of BCE **upon receipt**. When contacting BCE, please have reference and item numbers available.
3. **LOST SHIPMENT -** If the shipment has been lost or shipped to the wrong location, the customer should contact BCE. If you have not received the correct number of boxes, wait two or three days and then call BCE.
4. **DAMAGED SHIPMENT -** If your materials arrive damaged, please contact us immediately. It is imperative that you keep your original labels, packaging, and materials until the issue has been rectified.



*I will instruct thee and teach thee in
the way which thou shalt go: I will
guide thee with mine eye.*

Psalms 32:8

RESOURCE BOOKS

These books are used as curriculum resources in conjunction with the PACEs. See course descriptions for required resources.

RESOURCE BOOKS

Item #	Description	Price	Used In
LRGR8-92	Abraham Lincoln	\$8.75	Basic Lit. 8, PACE 92
LR67-68	Ace & Christi Series - Grandpa's Christmas Gift	\$8.75	Lit./Creative Writing 1067-1068
LR055-56	Ace & Christi Series - Miracle At Camp Friendship	\$8.75	Lit./Creative Writing 1055-1056
LR41-42	Ace & Christi Series - The Red Rag Riddle	\$8.75	Lit./Creative Writing 1041-1042
LR65-66	Alexi's Secret Mission	\$7.65	Lit./Creative Writing 1065-1066
LRGR8-94	Ann of Ava	\$9.85	Basic Lit. 8, PACE 94
MSR3	Beyond the Next Mountain	\$9.85	Missions 3
LRGR7-82	By Searching	\$7.45	Basic Lit. 7, PACE 82
LR043-44	Charlotte's Web	\$8.49	Lit./Creative Writing 1043-1044
LR045-56	Children's Missionary Library	\$8.75	Lit./Creative Writing 1045-1046
LR047-50	Choice Stories For Children	\$7.45	Lit./Creative Writing 1047-1050
LR032-36	Christians Courageous	\$7.65	Lit./Creative Writing 1031-1036
LRGR63-64	Christians With Courage	\$6.55	Lit./Creative Writing 1063-1064
MSR4	C. T. Studd	\$11.95	Missions 4
LRGR7-76	D.L. Moody, Greatest Evangelist of the 19th Century	\$5.65	Basic Lit. 7, PACE 76
LR57-58	Dog Of Flanders, A	\$8.75	Lit./Creative Writing 1057-1058
ESPR182	Famous Speeches	\$4.55	Speech
MSR6	Flagellant on Horseback	\$9.85	Missions 6
LR61-62	Fugitive King, The	\$6.45	Lit./Creative Writing 1061-1062
LRGR7-74	George Mueller	\$5.65	Basic Lit. 7, PACE 74
MSR5-21	Give Up Your Small Ambitions	\$9.85	Missions 5
LRGR8-86	God's Adventurer (Hudson Taylor)	\$7.45	Basic Lit. 8, PACE 86
LRGR7-80	God's Smuggler	\$14.00	Lit. 7, PACE 80
R404	God's Tribesman	\$9.85	English PACE 1110
CGIR480	Greek Handbook	\$6.55	Greek I
CGIR1-11	Greek New Testament (Textus Receptus)	\$9.95	Greek I
R155	Halley's Bible Handbook	\$15.99	Bible Electives
LR53-54	Heidi	\$8.75	Lit./Creative Writing 1053-1054
R104	Hiding Place, The	\$8.45	English 1116, PACE 104, PACE 130
BCGR134	Hour That Changes The World, The	\$12.45	Christian Growth 134
LRGR8-96	In His Steps	\$9.85	Basic Lit. 8, PACE 96, English 1129
LR37-38	Little Green Frog, The	\$7.65	Lit./Creative Writing 1037-1038
LRGR8-88	Little One, Maid of Israel	\$9.85	Basic Lit. 8, PACE 88
LR69-70	Little Pilgrim's Progress	\$9.95	Lit./Creative Writing 1069-1070
BCGR135	Nervous Christians	\$9.85	Christian Growth 135
LR051-52	North To Amaroqvik	\$8.75	Lit./Creative Writing 1051-1052
MSR2	Peace Child	\$15.95	Missions 2
MSR1	Peril By Choice	\$10.95	Missions 1
LRGR9-102	Pilgrim's Progress, The	\$5.45	English 9, PACE 102
R140	Rime of the Ancient Mariner	\$9.85	English 1140
LR39-40	Saved At Sea	\$8.75	Lit./Creative Writing 1039-1040
BCGR133	School Of Obedience, The	\$8.75	Christian Growth 133
R141	Silas Marner	\$9.85	English 1141
BCGR136	Spirit-Controlled Temperament	\$12.95	Christian Growth 136
LR59-60	Star of Light	\$6.60	Lit./Creative Writing 1059-1060
LR025-31	Summer Fun with ACE and Christi	\$7.65	Lit./Creative Writing 1025-1030
LRGR7-84	Swiss Family Robinson, The	\$9.85	Eng. 1100-1101, Basic Lit. 7, PACE 84
BCGR138	This Way to Happiness	\$7.65	Christian Growth 138
LRGR7-78	Through Gates of Splendor	\$7.45	Basic Lit. 7, PACE 78
LR71-72	Treasures of the Snow	\$6.60	Lit./Creative Writing 1071-1072
MSR5-1	Triumph of John and Betty Stam, The	\$9.85	Missions 5
R10-108	Twice Freed	\$9.85	English 1107 & 1108
BCGR137	When a Christian Sins	\$7.45	Christian Growth 137
LRGR8-90	When Science Fails	\$6.55	Basic Lit. 8, PACE 90

CURSIVE HANDWRITING

Cursive Handwriting Fun

Cursive letter tracing practice - the whole alphabet, from A-Z, capital and lower case letters, Word tracing practice, Sentence tracing practice - plenty of funny jokes and clever riddles ...and lots of unguided practice to apply what you have learned!

Cursive Handwriting Practice

This beginning cursive letter writing workbook features a full-page format that focuses on one uppercase and lowercase cursive alphabet per page.

Students will have:

- A minimum of 200 opportunities to trace each cursive letter before freehand practice pages.
- Guided lines.
- Cursive sentences from the classic alphabet poems.

Cursive Handwriting Historical


This cursive handwriting workbook for teens contains more than 20,000 cursive tracing units.

It includes:

- a cursive alphabet chart with guided stroke/directional arrows.
- a paper position guide detailing appropriate writing posture.
- uppercase and lowercase cursive letter tracing and freehand cursive alphabet practice sheets.
- freehand cursive practice sheets using text from the U.S. Constitution, Bill of Rights, and Declaration of Independence.

CURSIVE	
CHF	\$8.95
CHP	\$7.95
CHH	\$12.95

RESOURCE BOOKS/
ACCESSORIES

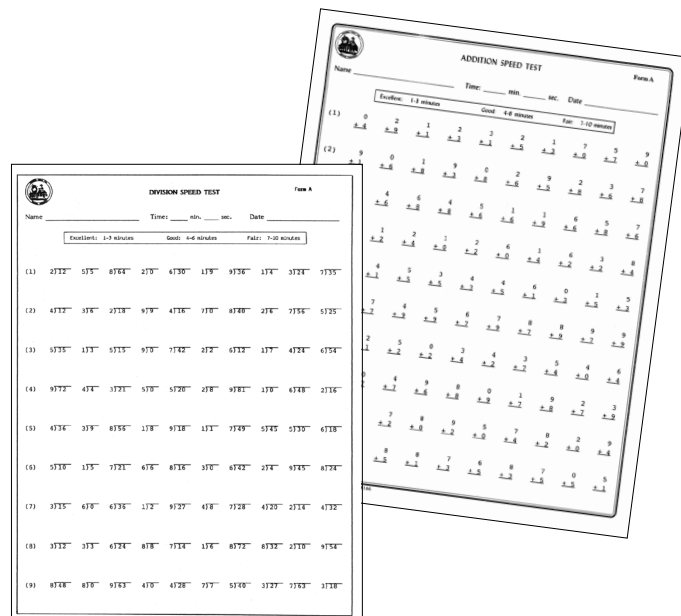


MATH SPEED TESTS

The Math Speed Tests are designed to help students to master the basic math facts. These tests are available for addition, subtraction, multiplication, and division. Each of the sheets have a time test of the 100 basic facts. 50 sheets per pad.

MSTA166	Addition Speed Test	\$4.00
MSTS168	Subtraction Speed Test	\$4.00
MSTM170	Multiplication Speed Test	\$4.00
MSTD172	Division Speed Test	\$4.00

AUDIO		
MUCDP6	Music CD PACE 6	\$9.85
MUCDTEST	Music Test	\$9.85
MUCDSET	Music CD Set	\$19.70
ABCCD404	ABC's Songs CD	\$17.55
RRCD402	Kindergarten Songs CD	\$17.55



Tips of the Trade

Scoring is a great benefit to students. As they score, it reinforces the “same or different” discernment skill for younger students, encourages them to see that they are having success learning new/ difficult concepts, provides additional review necessary for learning, holds them accountable to complete a task, and builds character challenging them to be honest in “little things.” The scoring activity is done by the student, but only with the parent/supervisor’s permission rather than student curiosity. A student scores when a score bar is indicated in the PACE or at the end of their studies in a PACE for the day.

Students should score their own work at a separate location from their work station. Scoring should be done with a RED pen by placing a red X near the answer that is not the same as the score key. No pencils are to be at the scoring station, and no red pens are to be at the student’s work area.

By comparing “same” and “different” rather than “right” and “wrong” between their answer and the Score Key, students can admit to their failure without feeling overwhelmed. When the student’s answers agree totally with the Score Key, it is evidence that they are learning. Scoring then becomes a source of encouragement.

When **errors** are marked with a RED X, the student should return to their work station and make corrections by looking back into the text and finding correct answers or reworking the problem.

After **corrections** have been made, the student’s work should be re-scored. Answers that are now correct should have a RED circle placed around the RED X to indicate the work now matches the score key.

As the last step in scoring, the student circles the page number as his word of honor that the work is finished. Work is not complete until it is scored. Even a page of pure reading is circled to testify to the completeness of their work. These are character building activities that strengthen the inner man. The work ethic taught in scoring is a life skill.



Color Code - it is helpful to be able to tell who will do what and when. Parent/Supervisor should use a GREEN pen when marking or scoring the student’s work. Except on their Goal Card, students always write in pencil. A BLUE pen is used on their Goal Card. The parent/supervisor may White-Out a goal and give permission for goals to be redefined.

Goal Setting is a life skill also. We are training our students for life both now and hereafter. When students from the first grade on are taught to set daily PACE goals, they learn to be responsible and experience the joy of completing a task. Daily goal setting and accomplishment can be used to motivate students and avoid the question of “When am I done?”. Changes in goals are done expressly by parent/supervisor permission. The student is to be under the oversight and authority of the parent/supervisor. Again, this is a life skill, but it also prevents a student from “digging a hole” for themselves. Care should be taken to set

Tips for Success

a reasonable number of pages per day so a minimum of a year's work is done in a year's time. A PACE should be at a student's desk 3 weeks. Divide the number of pages in the PACE by number of work days, saving the last day for testing. Another consideration is to have only two or three Check-Ups or Self Tests fall on the same day. To study for 4 or 5 Final Tests or to begin several new PACEs with new vocabulary all at once can put a burdensome strain on a student. Learning should be do-able and enjoyable for the student. Our students are aiming at mastering the material rather than just "getting it done". Review and study is a learning tool and a life skill.

Vocabulary is key to all subjects:

In Science, Social Studies, and Word Building the pages with vocabulary words are often marked with a colored band along the edge. **The words on vocabulary pages must be mastered as to pronunciation, spelling, and meaning. This applies to all three subjects.** Using these pages as review activities is an easy way to help your student and for you to get a feeling as to their current understanding of the subject matter. Also look through the PACE and ask questions (especially those that have been marked with a red or green X).

In English the definitions of parts of speech and parts of a sentence must be memorized. The important facts in English will be found in the teaching bars most generally at the top of the page. To review English, read over the teaching bars and ask your student to give you a definition or explain an idea or concept that is presented.

Math definitions are also important especially as students move beyond multiplication. The basic review / speed drill of basic math facts in addition, subtraction, multiplication, and division should be used for all students until they demonstrate complete mastery. After a concept is presented, review is needed to keep sharp in fractions, decimals, and more advanced mathematical manipulations.

*Therefore, my beloved brethren, be ye
stedfast, unmoveable, always abounding
in the work of the Lord, forasmuch
as ye know that your labour is not in
vain in the Lord.*

1 Corinthians 15:58

How to Set Up a Home Learning Center

1.) Set up a home filing system. This is for the parent only – no student access!

- a. Have a separate file for each student.
- b. You need three sections in each student's file.
 - i. Tests to Take
 1. This should have one test per subject
 2. Test Keys from Score Keys in use.
 - ii. Tests Taken
 1. This will hold all the tests that your student has completed before you send it back to us **(BCE Academy only)**.
 2. Keep the Quarterly Report that is being filled out as the tests are completed **(BCE Academy only)**.
 - iii. Permanent Record
 1. This would hold report cards, art projects, extra-curricular materials, SAT test scores, Quarterly Report Forms, and anything that you want to keep.

2.) Have a set place that your student uses for school work.

- a. Good lighting
- b. Solid Writing Surface
- c. Sturdy Seat that fits your student. Be sure their feet can set flat on the floor.
- d. A bulletin board within your student's view (to be used for Goal chart and Progress Chart)
- e. Ambiance that your student needs (quiet, music, white noise, colorful posters), whatever helps them focus.
- f. A separate location for the "Scoring Station" with a red pen for scoring.

3.) How to issue a PACE.

- a. Remove the final test from the center and place in 'Tests to Take' file.
- b. Write your students' name on the cover.
- c. Write the issuing date on the cover. **Reminder:** all PACEs should be completed within **three weeks** of being issued.
- d. Remove the Test Key from corresponding Score Key and place in **'Tests to Take'** file.
- e. Place the student Score Key at the Scoring Station.
- f. Hand PACE to child.

4.) How to use a PACE

- a. Students follow all instructions in blue – they tell the student what to do!
- b. Parents watch for yellow instructions they indicate required parental interaction.
- c. Work the PACE in pencil unless instructed otherwise.
- d. Parents should write in green ink
- e. Obey the score bars. You may require your student to seek permission for scoring and rescoring. Indicate permission received in green ink with your initial
 - i. Score PACE at the Scoring Station with the Score Key using a red pen.
 - ii. No pencils at the scoring station.
 - iii. Mark incorrect answers in your PACE with a red X.
 - iv. Return to desk and correct mistakes. No red pen at student desk.
 - v. Return to Scoring Station and rescore PACE and circle the X on correct answers.
 - vi. Repeat until all answers match the score key.
 - vii. Circle the page number when everything is completed.

How to Set Up a Home Learning Center

- f. Have your student ask permission before taking Checkups and Self Tests.
- i. Check over student's work leading up to the Checkup or Self Test.
 - ii. Ask student a question or two from Checkup or Self Test.
 - iii. When you are satisfied that they understand the material write your initials on test.
 - iv. No looking back while taking Checkups or Self Tests.
- g. Turn in the PACE when completed and take the PACE Test the following school day.
 - i. Pray with student before issuing the PACE Test.
 - ii. Student may take as long as they need to complete test.
 - iii. Once test is turned in no answers can be changed.
- h. Parent scores the PACE Test with PACE Test Key.
Minimum score to proceed is 80%, less than 80% requires the PACE to be repeated.
- i. Write final grade on cover of test.
- j. Record Result on Quarterly Report (**BCE Academy only, See section 6.**)

5.) Goal Charts

- a. Your student needs to set goals daily in each subject.
- b. Set goals in blue pen only. Goals may only be changed with parental permission.
- c. Cross off goals that are completed.
- d. Parent needs to look over students' goals to make sure they have done that day's work correctly.
- i. Mark the crossed off box with a green dot indicating the completed work has been inspected and is acceptable. (Don't Expect – Inspect, it reduces temptation)
- e. Use both sides of the goal chart before issuing a new one.
- f. Make sure student writes their name and date on goal chart.

6.) Quarterly Report (BCE Academy students only)

- a. Fill out ALL basic information on form (name, dates, address and ID number)
- b. Form is to be filled out by parent.
- c. Write down PACE numbers, final test scores, and date taken in the corresponding week on the Quarterly Report.
- d. Quarterly Report must be signed and returned along with the associated PACE Tests.

7.) When to order again:

- a. It is best to order before week 7 of your current quarter.
- b. Keep in mind that you do not want your student to be without work for several weeks till their material arrives.

8.) What to return to BCE Academy (BCE Academy only)

- a. All completed PACE Tests – this is a requirement!
- b. Score Keys that you have finished using and the corresponding PACE Test key placed **inside** the Score Key
- c. White copy of the Quarterly Report Form.
 - i. It is important that you keep one copy of the Quarterly Report Form in event that it is damaged or lost in shipping.
- d. **Please return Score Keys no longer needed, Completed PACE Tests and Quarterly Report at the end of every quarter, even if you have purchased multiple quarters.**

Vision – Beyond 20/20

As we labor to educate our children or the students that God has placed under our tutelage, we often feel frustrated that we don't seem to be accomplishing all we would like. Often the skill development we feel frustrated by is student reading and comprehension ability. The first few years of formal education emphasize the development of good reading skills; from then on, education becomes in large part reading to learn. Good reading skills are dependent on good vision.

Vision is a key element in learning. Eighty percent of learning is through the eye. By age 7, vision ought to be well developed for maximum learning success. It has been reported that 21% of the "normal" population have visual problems, and 71% of people with reading problems have visual problems. Sixty percent of students entering special programs have an eye problem; most are undetected. These statistics alone should drive us to consider vision as the prime potential area hindering a student's development of good reading and comprehension skills.

For the most part, good vision is rated by the relative accuracy of letter recognition in various sizes at a distance of 20 feet. Thus it is said that one has good vision (20/20) if they see accurately from 20 feet with each eye. Many eye doctors look at the eyes from this perspective of visual acuity and don't go much beyond. Sadly the visual difficulties of many children are not that of acuity only. We must look beyond acuity to visual development as a function of fine motor skill development and neurological integration when considering academic difficulties. Vision may be the most complex process of the human body in relation to the outside world. It requires both eyes properly receiving information and transmitting it to the brain. The muscle control of the eye is the most complex and precise muscular activity in the body. When both eyes don't work well in tandem, academic problems will occur. The problem may be double vision at various distances and circumstances, inaccurate tracking across the page while reading, neural transmission of storage information, visual acuity, or any combination of these and other factors.

Children don't know what proper vision is; they only know what they see. They have no standard against which to measure what they see because they may have

never seen the world any other way. This was my case, as a double vision problem was not recognized until well into my elementary school years. I was not having academic success, as I could not see properly to be able to move information from the printed page to my brain with ease or accuracy. This problem could have been recognized if someone was observing carefully and asking the right questions.

Over the years I have used a simple screening process to help determine if vision issues concerning muscle control may be a factor in reading difficulties. To begin a screening session, have the child sit directly in front of you, eye to eye. Have a pencil in hand with a large replacement type eraser of a bright color placed on it. The eraser will be the visual target. To screen for double vision, hold the pencil directly before the child at eye level at a distance of about two feet, and ask how many erasers they see. Next ask them to say "two" when they see two erasers, then begin to move the eraser closer towards the student with the bridge of their nose as your target point. During this process, students often report double vision at various points along the way. At each reporting I ask if they can put the image back together. By watching the eyes carefully, you may be able to see the point at which double vision occurs. Characteristically one eye will stop following or will just veer away from the target. Double vision should not be occurring beyond age 4.

To screen for tracking issues, begin as before, holding the target about two feet from the student, asking them to follow it with their eyes not their head. Move the eraser from right to left and back again a few times with a smooth motion, keeping it an equal distance from the student. Repeat this at various distances especially reading distance (about from elbow to hand). As you do this, watch the child's eyes, observing the eyes tracking of the target. Especially watch as you cross the centerline at the nose. It is at this point that the brain switches eyes as to which is controlling the team work that allows smooth tracking when reading across a line on a page or moving back to start a new line. The eyes should move smoothly in unison at all points. Many times the poor reader's eyes will seem to jump about trying to get back together and on track. This is very disruptive to reading and comprehension and indicates a need for help.

Vision – Beyond 20/20

Check List to Indicate Possible Vision Problems:

This list, drawn from various sources, gives common indicators that vision may be hindering academic progress. Read them and consider them carefully as you observe and question the student:

- Low reading comprehension
- Lose concentration when reading or doing close work, have a short attention span
- Vocalization while reading may be being employed to overcome vision-impaired comprehension; that being a need to hear as another path to the brain. If they recall well what is read to them but not what they read, vision may be the issue.
- If they do well in math and concept-based activities but poorly in reading comprehension-based subjects, vision may be the issue.
- Reports tired, sore or hurting eyes, rubbing of eyes, or excessive blinking when reading or doing close work
- Reports headaches when reading or doing close work
- Hard time staying on the line when writing; letter sizes or spacing varies greatly when writing
- Head tilted to one side or unusually up or down, covering or closing one eye
- Moving head rather than the eyes; this should stop by age 8 or grade 2
- Finger used to track words in sentence or as next line finder
- Loses place on a line, skips lines, repeats words, and confuses letters within a word while reading aloud or to self; which must be determined through careful observation and by asking the right questions.
- Holds reading materials close to their face
- Reports seeing double when reading or doing close work
- Report the words move, jump, swim, or float on the page when reading or doing close work
- Report the words blurring or coming in and out of focus when reading or doing close work
- Poor distance judgments, reaction time or targeting in sports
- Avoid reading or other close activities, or feel they read slowly
- Report a “pulling” feeling around their eyes when reading or doing close work
- Has an eye turning in or out

Ask all students to read aloud to you regularly; it will tell you much if you listen and watch carefully. Don't fail to consider the brain integration aspects relative to muscle control.

Using these two simple screenings and careful observation of the above indicators could reveal vision related issues. Parents will often say, “We just had him to the doctor and he gave him glasses.” Children often need more than glasses to correct vision problems. Vision problems include dysfunctions that cannot be effectively treated by glasses. These are best resolved through various types of vision therapy and perhaps even surgery, as with me. In my case surgery may have been avoided had present therapeutic approaches been known back then.

I have written this not as a professional in the area of vision but as a concerned teacher, home educator of 26 years, and as one who has and yet does struggle with vision and seeks to help those laboring with a frustrated student.

If, after reading this and trying the screenings and observations, you sense vision may be an issue with the child you are considering, please contact a professional. The Optometric Extension Program Foundation Inc. will help you find a Developmental Vision Specialist in your area. Call them at (949)250-8070, or find them on the web at www.oepf.org. They have excellent flyers also; I like the one titled “Educator’s Guide to Classroom Vision Problems” and I consider it a must-read for all teachers and parents. I have checked with the Optometric Extension Program Foundation; they will gladly send you a copy if you contact them. Another good web resource is <http://www.visionhelp.com/>. See articles under the topic ‘Vision and Learning Problems’.

When we are helping a child and feel lacking, remember the words from James 1:5 “If any of you lack wisdom, let him ask of God, that giveth to all men liberally, and upbraideth not; and it shall be given him.” God wants us to succeed in the tasks He has given us. Ask Him and He will enlighten and direct you.

INDEX

Alpha Omega Electives.....	46	Kindergarten with Ace and Christi Program	8
Accessories.....	51, 53	Kindergarten Rod & Staff	7
ABC's Reading Readiness Test.....	6	Kindergarten Songs CD.....	8, 53
ABC's With Ace and Christi Program	9		
Accounting.....	44	Life of Christ.....	43
Algebra I Course.....	34	Literature	
Algebra II Course.....	38	Basic Literature 7	28
American History	39	Basic Literature 8	30
Animal Science	9, 10, 14	Literature and Creative Writing....	12, 15, 18, 22, 24
Art, Advanced.....	47	Math Speed Tests	53
Art, Beginning	47	Math Trigonometry	40
Art With a Purpose	29	Missions, Introduction to	42
		Music	33
Bible, ACE	52	Music/CDs, Highschool.....	47
Bible Reading.....	9, 10, 14, 17, 20, 23, 25	New Testament Church History (Anabaptist)	43
Bible Stickers.....	50	New Testament Church History	43
Biographies of Christians (College)	49	New Testament Survey.....	43
Biology.....	35	Nutrition Science.....	45
Business Math	44	Old Testament Survey	42
Chemistry	39	Ordering Information.....	51
Christian Growth.....	43	Physical Science	41
Civics, U.S.....	40	Physics	41
Collectivism	45	Reading Programs	
Compact Disks		ABC's With Ace and Christi Program.....	9
ABC's Songs.....	53	Record Keeping Forms.....	50
Kindergarten Songs	8, 53	Resource Books	52-53
Music CDs.....	47, 53	Sign Language	48
Constitution, The	45	Spanish I Language Course	48
Coordination Development Test.....	6	Speech	46
College Courses.....	49	Stars	50
Creative Communication Skills.....	46	State History Courses.....	27
Cursive Handwriting.....	53	Stickers, Bible.....	50
Diagnostic Tests and Keys	6	Successful Living	42
Economics.....	41	Testing and Diagnosis.....	6
Electives	42-48	Testing Materials	
English 9.....	34	ABC's Post Test.....	6
English 10.....	36	ABC's Reading Readiness Test	6
English 11.....	38	Coordination Development Test.....	6
English 12.....	40	Diagnostic Testing.....	6
English Composition I (College).....	49	U.S. Civics.....	40
English Composition II (College).....	49	World Geography.....	34
Etymology	35	World History.....	37
Family & Consumer Science.....	46		
Forms	50		
French I	48		
General Business	44		
Geography, World	34		
Geometry	36		
Greek I (College)	49		
Greek II (College)	49		
Greek Handbook.....	49		
Health	45		

The PACEs are permeated with Biblical truths.

Activities in English and Word Building often recount a Bible passage written in a manner to develop the English concept being taught while reinforcing Biblical truths. At other times, activities may reflect a story line focusing on the Biblical character trait.

Science is presented from a six day special creation perspective. Science is a study of God's creation from a Biblical perspective that does not place the two in conflict.

A Weeks Work At a Glance

The **Three Units**, each covering a suggested one-week period, introduce new vocabulary and concepts as well as building upon and reviewing past concepts. In Science, Social Studies, and Word Building, a unit will begin with related vocabulary shown on a colored edge page. This is a good quick reference point for review with your student as vocabulary is key to understanding.

The first time a vocabulary word is used, it is defined and pronunciation shown. We suggest they be read aloud to assure proper pronunciation by the student. At lower levels, new vocabulary is underlined in color and often pronunciation shown again to aid student mastery.

Each unit has an associated **Checkup (unit quiz)** that reveals areas of strength and weakness, providing opportunity for praise as well as review and reinforcement. Content mastery is crucial each step of the way.

Read the word and its definition; then underline the sentence which...

molecule *mōl'ē-kūl'* (1) Molecule means...

orbital *ōr'bī-tāl* (2) A...
a. ...
b. ...

neutron *nē-ōn'trōn* (3) Neu...
a. A...
b. Th...

nucleus *nū-klē-'sī' + os* (4) Nucle...
a. Nuc...
b. Men...

orbis *ōr'bi* (5) Orbis me...
a. Will a...
b. Eithe...

particle *pār'ti-kul* (6) Particle me...
a. Our dog...
b. Caning a...

photograph *fō'tō-grāf* (7) Photograph i...
a. He showed...
b. Isn't it good...

proton *prō'tōn* (8) Proton means a...
a. He talked to...
b. A proton is in...

II. Atoms

houses would be very small. However, an atom would still be smaller than one of those tiny bricks.

Once there was a man who wondered how things were made. He imagined that a piece of gold or any other element could be divided into very tiny pieces. Then he imagined the tiniest piece of an element that could exist and still be an element. He called this an atom. Atoms are the building blocks of all things. They are like the bricks used to build a house.

Atoms are so small that they cannot be seen even with a microscope. If one hundred houses were made small enough to fit on the head of a pin, the bricks in the

Here is an interesting fact about God and His Creation: Only God can create new atoms from nothing. Unless God creates new atoms, the number of atoms in the universe cannot increase. Whatever God created may be changed in the way it looks and acts, but new atoms cannot be created by man, neither can man destroy any atoms. Everything that God created in the beginning is still present, though it may appear different now.

Fill in the blanks with the correct answers.

- (1) An atom is also called a _____.
- (2) Atoms are so small they cannot be seen with the _____ alone.
- (3) Atoms cannot be seen even with a _____.
- (4) Only _____ can create new atoms from nothing.
- (5) Unless God creates new atoms, _____.
- (6) Whatever God created may be _____ in the way it looks and acts.
- (7) New atoms cannot be _____ by _____.
- (8) Can man destroy any atoms? _____ (yes or no)

13 (thirteen)

Learn and write these spelling words.

death
dēth
Death means the end of life on earth. Death comes to all men.

already
al'ri-dē
Already means before this!
When we arrived, we found Fudge had already eaten.

ahead
a-hēd
The sound is called the schwa sound. is the for th sound.
Ahead means in the front.
Which boy is ahead in the r...

adult
a-dult
Adult means someone or something grown.
Dad is an adult. Ace is not.

aloud
a-loud
Aloud means loud enough to be heard.
Sandy read the story aloud to...

At the conclusion of the three units of a PACE, there is a **Self Test** that covers the materials that should have been mastered in the preceding three units. This **Self Test** helps the student discover their level of mastery before they turn in the PACE for the final PACE Test generally given the following day.

Checkup

Add.
2 + 6 = _____ 4 + 5 = _____ 8 + 2 = _____
5 9 6 2 5 2
+ 5 + 1 + 3 + 2 + 1 + 7

Subtract. Take away.
11 - 9 = _____ 7 - 4 = _____ 10 - 3 = _____
11 13 12 11 13 15
- 6 - 4 - 5 - 4 - 7 - 6

Ace had 10 balls.
He had 4 balls that were big.
How many balls were little? balls

Christi had 14 apples.
She had 6 red apples.
How many apples were not red? apples

Fill in the blanks.
Ye younger, s u b m yourselves into the elder. I Peter 5:5

Score this page: Correct mistakes: Reuse:

11

The **PACE Test** is part of the PACE and is inserted in the middle of the PACE and **removed** before the PACE is given to the student.

The **PACE Test** is held by the parent to be given to the student the day following their turning in of the completed and mastered PACE.

Unique Features

Biblical Character Emphasis

One of the unique features of our curriculum is its emphasis upon **CHARACTER BUILDING**.

It has been our goal from our inception not only to give children solid academics, but also knowledge of Biblical principles and precepts that will (1) lead them to a place of trusting Jesus Christ as personal Saviour and (2) inspire them to put the character qualities of Jesus Christ into practice in their lives. What is character? Character is a lifestyle.

Read to your supervisor.

Learn this Scripture Verse

Watch ye and pray, lest ye enter into temptation. . . .
Mark 14:38

My Goals

To learn about matter

- I. We Learn About Living Matter
- II. We Learn About Nonliving Matter
- III. Scientists Have Theories About Molecules
- IV. Scientists Have Theories About Atoms
- V. We Learn About Elements

To learn to pay attention—to be observant

Read these words and tell what they mean.

bean	driven	neither	train
cattle	gold	pleasing	worn
dish	meet	shoe	

Observant

So much can be learned from observation; Be alert and you'll discover something new. Something can be learned in every situation; So be watchful and become a brighter you.

Observant

Ace, Racer, stop a minute!

CRASH!

Well, Pudge, we stopped!

I guess I wasn't very observant!

Symbol and Sound Chart

a = glad	i = sit	oo = tool	ai = coin	zh = Asia
o = save	l = kind	u = cup	ou = out	a = a in above
e = fair	o = box	u = use	sh = she	a = e in the
a = barn	o = go	ch = much	th = this, thin	a = i in easily
e = best	o = soft, order	kw = queen	z = burn	a = g in lem
e = bee	oo = look	ng = song	z = has	a = u in Jes

1 (one) Supervisor initial _____

Read the word and its definition; then underline the sentence which best uses the word.

molecule *mōl'ə-kūl'* (1) Molecule means a tiny part of something.
a. A water molecule cannot be seen.
b. We had molecule potatoes to eat.

mothball *mōth'bol* (2) Mothball means a moth poison.
a. A mothball will keep the moths out of the wool blanket.
b. Will they serve tea at the mothball?

neutron *nōō'trōn* (3) Neutron means an atom part.
a. Aren't you neutron here?
b. The scientist explained a neutron to them.

nucleus *nōō'kjū-ŭs* (4) Nucleus means the center of an atom.
a. Nucleus the plunger before you pump.
b. Men would like to see the nucleus of an atom.

orbit *ōr'bit* (5) Orbit means the path around a nucleus.
a. Will anything cause the orbit to change?
b. Either orbit or I will wash the car.

particle *pār'ti-kul* (6) Particle means a small piece.
a. Our dog is happy with just a particle of food.
b. Coming down the ramp was a lovely, particle duck.

photograph *fō'tō-grāf* (7) Photograph means a picture.
a. He showed us a photograph of the volcano.
b. Isn't it good to feel so photograph?

proton *prō'tōn* (8) Proton means an atom part.
a. He talked to the soccer proton.
b. A proton is in the nucleus of an atom.

Read and fill in the blanks.

(9) _____
_____ temptation _____
_____ _____
_____ pray _____
_____ into _____
_____ _____
Mark 14:38

13 (thirteen)

Principal Parts of Irregular Verbs

past form of a regular verb always ends with ed.

The past participle form of a regular verb always ends with ed. Notice that it takes a helping verb.

asked = asked
asked = (have) asked

However, the past and past participle forms of an irregular verb may change spelling.

wore = wore
wore = (has) worn

Clue: A state-of-being helping verb signals the present participle form.

am was is were are
It is raining. Have you heard?

Clue: The helping verbs have, has, and had signal a past participle form.

and irregular verbs always ends in _____

_____ verbs always end in "ed."

_____ verbs may change spelling.

_____ participle forms always take _____ verbs.

_____ present participle, _____ and _____ signal the _____

_____ means to be creative. (see page 1 for help.)

(sixteen) 16

Self Instructional

Instructional information is provided as concepts are introduced or expanded upon. The program is built on an expanding spiral adding additional complexity over the years. Related Vocabulary and concepts are supported across various subjects.

Consideration of Student's Progressive Cognitive Reasoning

Younger (generally up to 10 or 11 years) students reason in the concrete realm and need to connect ideas to the physical. Older students are more able to think in the abstract. Math presentations often include pictures and physical representations to show an abstract concept.

Puzzled Scientists

1. From the word list, choose the word that goes with the sentence given.
2. Write the word in the crossword puzzle; the number tells where to start the answer.
3. When the directions say across, write the answer from left to right.
4. When the directions say down, write the answer going down the page.

Word list: all, aim, at, atoms, beam, bag, cattle, element, go, lab, larvae, minute, minute, molecular theory, molecule, paw, punt, real, vat, wet

Across

1. _____ is an explanation of matter. (2 words)
7. It is cold _____ the North pole.
8. A word that rhymes with log _____.
11. A bear's tool is a _____.
13. A _____ is a large tub or tank.
15. A small particle of water is a water _____.
16. _____ means to be ill or sick.
17. Carbon is an _____.
18. _____ means a very small amount.

Down

1. A _____ is part of an hour.
2. _____ are insect forms.
3. Several caws are _____.
4. A short word for laboratory is _____.
5. _____ together make molecules.
6. Something not make-believe is _____.
9. The opposite of stop is _____.
10. A _____ is a vegetable.
11. In a football game someone may _____.
12. Not dry is _____.
14. _____ before you shout!

Score places 21, 22, 23, 24, and 25

Correct mistakes!

Restore

35 (thirty-five)

The instructions to students are blue, so the blue "tells (them) what to do."

Projects


Reasonably easy to accomplish projects to provoke thought and understanding are provided at various levels in both Science and Social Studies.

Developmental Activities

Developmental activities help students develop thinking skills in an enjoyable format.

Controlled Mastery Learning

Each step of the way through a PACE, students are to score their work as directed by score bar instructions. When a student scores their own work, they will have additional exposure to the information and concepts they are learning. While scoring, they will review what they have gotten correct and discover what they haven't learned adequately. When errors are found, the student should go back to the related instructional section for concept and informational review, then correct errors and rescore. This process should be repeated until all answers in a section are correct. Once a concept is mastered the student moves on.



At the end of a Unit, students should prepare for the Checkup. The student should look over the content of the Checkup to see if they recall the information required. If they find a need for review, they should go back through the unit and study. When they are adequately prepared, the student should ask permission to take the Checkup. The parent/ supervisor should review any missed items from the unit with the student, sending them back for more study as needed or taking time for instructional discussion. When convinced of the student's mastery, the parent/supervisor should give permission to do the Checkup by initialing the top of the page. Upon completing the Checkup, the student should score. Checkup errors should be corrected by going back into the unit for review and information. When all is correct and mastered, they may go on to the next unit.

When all three units are completed, the student should prepare for the Self Test by reviewing the questions on the Self Test and then studying the preceding Checkups and other content as needed. When the student feels they are ready, they should seek permission from the parent /supervisor

who should determine the student's readiness to take the test. When the parent / supervisor feels the student is ready they should initial the Self Test allowing the student to take the test.

Checkups and Self Tests once signed should be taken without looking back into the PACE content. After initial scoring, the student should look back into the PACE content to find the correct answers for all Checkups and Self Test errors. It is helpful to have students cross reference test errors to PACE content.

Goal Setting: Students are taught to set daily goals on a **Goal Chart**. Students write the actual pages to be completed in each subject for the day in blue pen. This may be with or without parent/supervisor assistance depending on student's abilities. This gives both parent/supervisor and student a clear view of the day's work.

As the student completes their daily goal in a particular subject, they may place a diagonal line through its box. This indicates completion and the parent / supervisor should then inspect the completed work for the day.... Don't expect, inspect. If upon inspection, the parent /supervisor finds any error, the student should be spoken to about their honesty or attention while scoring. Every time a student scores, it is a test of their character. Have they been honest, attentive, and diligent? This inspection time also allows the parent/supervisor an opportunity to keep in touch with the student's daily mastery of materials. This is also a good time to notice what items the student had errors on and ask questions about that topic so the student can demonstrate they now understand. Instant remediation of troublesome skills or concepts prevents future learning gaps.

GOAL CHART							
STUDENT _____							
Date: Wk. Beginning _____							
Tests to be completed this week: Math _____ English _____ Social Studies _____ Science _____ Word Building _____							
Mon	Math	English	Social Studies	Science	Word Building		Total Pages
Tues							
Wed							
Thurs							
Fri							
GOALS: B _____ C _____ E _____ BOOK REPORT: Oral _____ Written _____ BIBLE MEMORY _____							
For demonstrating responsibility, check your schedule first thing each morning and mark off pages as completed. As you complete each subject, enter new goals for the day.							

Subtract. Take away.

(1) $14 - 8$ (2) $11 - 2$ (3) $14 - 9$ (4) $15 - 9$ (5) $16 - 8$ (3 points each)

(6) $15 - 6$ (7) $17 - 9$ (8) $13 - 8$ (9) $16 - 7$ (10) $13 - 4$

(11) $15 - 8$ (12) $16 - 9$ (13) $17 - 8$ (14) $14 - 7$ (15) $13 - 6$

(16) $13 - 7$ (17) $12 - 6$ (18) $13 - 5$ (19) $14 - 5$ (20) $10 - 4$

I Go to the next page.

Progress Chart:

The **Progress Chart** provides a graphic illustration of your student's academic progress. The Chart is broken into four quarters and each quarter into nine weeks. Each time a **PACE Test** is successfully completed with a score of 80% or better, a star is placed on the chart on the subject line in the corresponding quarter and week. Through the chart, you have a clear picture of overall progress at a glance.

Progress Schedule and Motivational Privilege:

To help students stay on track to complete their work in a timely manner, a weekly schedule of progress is helpful. You may also allow students certain privileges in relation to their academic progress. On the Privilege Chart, a suggested level of progress is shown. Every three weeks, one PACE in each subject should be completed for balanced progress. The privilege levels shown as B,C, and E with associated weekly completed stars (PACEs) may be thought of as follows:

“B” Privilege being the minimum amount of work to complete a year's work in a year's time.

“C” Privilege being progress above the minimum yearly expectation.

“E” Privilege represents the same PACE progress above the minimum yearly expectation as in “C” Privilege and any extra curricular activities as the parent may require.

Through the use of the **Goal Chart, Progress Chart,** and Privilege Levels parents find that the student will learn to take personal responsibility for their learning. Short-term daily goals lead to weekly goals which build to longer-term quarterly and annual goals.

Goal setting builds character for life.

Privilege Based on the Five Core Subjects:

- Math • English • Social Studies
- Science • Word Building

Week #	Privilege Level		
	Stars per week		
	B	C	E
1	1	2	2
2	3	4	4
3	5	6	6
4	6	8	8
5	8	10	10
6	10	12	12
7	11	14	14
8	13	16	16
9	15	18	18

"And thou shalt teach them diligently unto thy children, and shalt talk of them when thou sittest in thine house, and when thou walkest by the way, and when thou liest down, and when thou risest up."

Deuteronomy 6:7



Basic Christian Education LTD

BCE Academy

7511 Palestine Union City Rd., Greenville, OH 45331

Toll Free: 866-567-2446 | Phone: 937-548-1155

E-mail: bce@basicchristianeducation.com

www.basicchristianeducation.com

